

—
H

T&B Liquidtight Systems™ - Liquidtight flexible metal conduit & fittings



—
H

T&B Liquidtight Systems - Liquidtight flexible metal conduit & fittings

Table of contents

Section H

Introduction	H4
Overview	H10
Quick selection guide	H12
General purpose	H18
Aluminum	H23
Wide & extreme temperature	H25
Computer Blue & application specific	H31
Halogen free	H35
EMI/RFI	H40
Stainless steel	H44
Food & beverage	H48
Technical data	H52
Cross reference chart	H54
Chemical resistance	H62
Ingress protection & standards	H66
Certifications and standards	H68

T&B Liquidtight Systems

Everything you need, anywhere in the world

T&B Liquidtight Systems, the industry leader in cable protection products, has expanded its top-quality line of flexible metal conduit and fittings to the world, making it easier than ever for you to find exactly what you need for your application, no matter where on the globe you are.

Use them anywhere

All T&B Liquidtight Systems products have been carefully vetted for compliance with worldwide standards, so you can be assured of your ability to use them in any country.

Easy to find what you need

We have made it easier than ever to solve the puzzle of finding the products that are necessary to complete your jobs. Using the new Quick Select Tables, you can order a full line of conduit, fittings, seal gaskets and accessories, all configured for the unique needs of the job whether you require data security, chemical and corrosion resistance, wide or extreme temperature tolerance, food and beverage installations, electromagnetic protection, lightweight aluminum materials or just a general application with T&B Liquidtight's characteristically high ingress protection. Simply choose your job application, choose your trade size and the chart does the rest to help you find what you need.

Highest Quality

All T&B Liquidtight fittings and conduit have been rigorously tested to ensure that they meet the same special standards. Each product offers the highest quality core materials and jacket extrusions with trade sizes ranging from 3/8-inch to 6-inch (12 mm to 155 mm), meeting world standards including UL, CSA, IEC/EN or CE. The line covers a full range of ingress protection ratings and temperature ratings. So no matter where you are in the world, the system solution you need for your application is here.





Introduction

T&B Liquidtight Systems Solutions

- 01 General purpose
- 02 Aluminum
- 03 Wide & extreme temperatures
- 04 Computer blue

General Purpose

Typical Applications

- Panel builders & machine OEMs
- Infrastructure
- Industrial installations

T&B Liquidtight's general purpose conduit and fittings bring the reliability and tight ingress protection of the T&B Liquidtight line to multiple uses, from the speedy installation of Quick Connect® fittings to the corrosion protection of stainless steel. A T&B Liquidtight product is available to meet all certifications, including UL, CSA or CE, no matter where in the world you use them.

Products:

- Conduit:
 - LTGU General Purpose, UL listed.**
 - LTGE General Purpose, CE Cert.**
 - LTGC General Purpose, CSA cert.**
 - LTOE Oil Resistant, CE Cert.**

Fittings:

- Ser. 5200/5300 Steel.
- Ser. 5200/5300 GR Grounding.
- Ser. 5300-PT Quick Connect Steel.

Aluminum

Typical Applications

- Suspended electrical systems
- Mass transit
- Corrosive environments

Aluminum conduit and fittings from T&B Liquidtight offer excellent corrosion protection along with light weight. Aluminum conduit systems are typically 35-45% lighter than steel systems. General purpose and halogen free products are available.

Products:

- Conduit:
 - LTAE Aluminum, CE Cert.**
 - LTLE Halogen Free Aluminum, CE Cert.**
- Fittings:
 - Ser. 5200AL Aluminum.**
 - Ser. 5200AL GR Grounding.**



01



02

Wide & Extreme Temperatures

Typical Applications

- Ovens and furnaces
- Foundries
- Extreme indoor/outdoor environments

High heat and extreme cold can attack and destroy unprotected connections in outdoor installations, ovens or the factory floor. T&B Liquidtight wide temperature range conduit and fittings remain flexible and sealed in temperatures as extreme as -60 to +150 degrees C (-76 to +302 degrees F).

Products

- Conduit.
 - LTTU Wide Temp, UL Listed.**
 - LTTE Wide Temp, CE Cert.**
 - LTXE Extreme Temp, CE Cert.**
 - LT6XE Extreme Temp, SST.**
- Fittings:
 - Ser. 5300 Steel**
 - Ser. 5300-HT High Temp.**
 - Ser. 5300SST6HT Stainless Steel High Temp.**



03

Computer Blue

Typical Applications

- Data centers & computer rooms
- Information technology
- Color-coded systems

Computer Blue conduit and fittings protect critical connections from a wide range of hazards, including water, oils, cutting fluids and mild acids. Available in optional colors for application-specific solutions such as safety, fire protection, power and control circuits. All are listed and marked for direct burial in earth or poured concrete.

Products

- Conduit:
 - LTBU Computer Blue, UL Listed.**
 - LTBU Application Specific Colors, UL Listed.**
- Fittings:
 - Ser. 5200/5300 Steel.
 - Ser. 5300-NB Nickel Plated Brass.



04

Introduction

T&B Liquidtight Systems Solutions

- 05 Halogen-free
- 06 EMC (EMI/RF)
- 07 Stainless steel
- 08 Food & beverage

Halogen-Free

Typical Applications

- Subways and tunnels
- Confined public spaces
- Commercial buildings

Halogen-free conduit and fittings from T&B Liquidtight's are designed to avoid releasing corrosive gases in conditions where spaces are confined and fire survivability is a paramount issue for people and sensitive equipment. Available in galvanized steel core or aluminum core for lightweight performance.

Products

- Conduit:
 - LTZE Halogen Free, CE Cert.**
 - LTZU Halogen Free, UL Listed.**
 - LTLE Halogen Free, Aluminum CE Cert.**
- Fittings:
 - Ser. 5200/5300 Steel**
 - Ser. 5300-NB Nickel-Plated Brass**

EMC (EMI/RF)

Typical Applications

- Factory automation
- Communication systems
- Electronic controls

Where protection from EMI/RFI is paramount to keep sensitive equipment running, T&B Liquidtight's Systems has the cladding you need. The conduit range is available with standard, mid- and high-performance EMC screening, with built-in protection from liquids and dust.

Products

- Conduit:
 - LTEU Standard Performance EMC, CE Cert.**
 - LTME Mid-Performance EMC, CE Cert.**
 - LTCE High-Performance EMC, CE Cert.**
- Fittings:
 - Ser. 5300-NB Nickel-Plated Brass.**
 - Ser. 5200/5300 Steel.**



05



06

Stainless Steel

Typical Applications

- Highly corrosive environments
- Chemical washdown areas
- Food & beverage processing

Stainless Steel conduit and fittings from T&B Liquidtight's are specially designed to shed liquids and preserve connections against the effects of corrosive environments. Systems are available for a wide range of conditions, from general purpose to extreme temperatures or food & beverage installations.

Products

- Conduit:
 - LT4GE General Purpose 304 SST, CE Cert.**
 - LT6GE General Purpose 316L SST, CE Cert.**
 - LT6XE Extreme Temp 316L SST, CE Cert.**
 - LT6FE Food & Beverage 316L SST, CE Cert.**
- Fittings:
 - Ser. 5300SST6 Stainless Steel 316**
 - Ser. 5300SST6HT Stainless Steel 316 High Temp.**
 - Ser. 5300-NB Nickel-Plated Brass**



Food & Beverage

Typical Applications

- Food & Beverage plants
- Pharmaceutical machinery
- Sterile manufacturing plants

Where hygiene is paramount, electrical connections must stand up to the pressure of harsh cleaning. T&B Liquidtight conduit and fittings are specifically designed to deliver reliable, long-lasting service, despite the pressure. Available with galvanized steel or stainless steel 316L cores. Some options clad in NSF-certified, FDA-approved compounds.

Products

- Conduit:
 - LTFE Food & Bev, UL Listed CE Cert.**
 - LTFU Food & Bev, UL Listed.**
 - LT6FE Food & Bev, 316L SST, CE Cert.**
- Fittings:
 - Ser. 5300 SST6 SST 316**
 - Ser. 5300SST6HT SST 316 High Temp.**
 - Ser. 5300-NB Nickel-Plated Brass.**



Overview

T&B Liquidtight metallic & nonmetallic fittings

Liquidtight flexible metallic conduit fittings

T&B Liquidtight fittings for flexible metal conduit are suitable for a wide range of installations, including heavy industrial applications.

Our liquidtight fittings are designed to stand up to demanding, wet or corrosive environments, including power and petrochemical plants, paper mills, and anywhere high performance is a requirement.

Features of T&B Liquidtight Fittings include:

- Safe Edge® ground cone design that accepts variations in raceway convolutions and provides a positive bond
- Continuous sealing ring that completely surrounds the conduit to ensure a liquidtight seal
- Zinc chromatic plating for longer life and exceptional appearance
- The broadest liquidtight line in the industry:
 - Steel
 - Steel grounding
 - Steel high temperature
 - Aluminum
 - Aluminum grounding
 - Stainless steel 316
 - Stainless steel 316 high temp
 - Nickel plated brass
 - Steel Quick Connect®
 - Seal gasket
 - Mesh grips
 - Lock nuts
 - Chase fittings

Liquidtight fittings for special applications

The Revolver® Externally Grounded Fitting

The Revolver liquidtight grounding fitting is our latest breakthrough in convenience to save time and money on the job while delivering a quality connection.

The grounding lug of the new Revolver connector can be rotated in a full circle for convenient positioning that doesn't change when you tighten it. Plus, it's available for the first time in aluminum. It's the newest innovation in versatile line of liquidtight connectors - fittings you can count on for liquidtight and dust-tight connections, because all our products revolve around your needs.

CHASE® Style Fittings

Where space is tight, our CHASE fittings enable for compact connections within an enclosure.

Sealing Gaskets

Sealing gaskets are resistant to oil, coolants and hydraulic fluids as well as water, with a stainless steel retaining clip that ensures a quality seal. They're the ideal match to our liquidtight connectors for a safe and secure seal.



Overview

T&B Liquidtight fittings, engineered to perform in the toughest environments

T&B Liquidtight metallic flexible conduit fittings

- 1. Gland deflects water** away from connector and prevents "pooling" of moisture. Look for the distinctive pumpkin appearance of the gland nut.
- 2. Self-Cleaning Threads** inside gland nut keep dirt and grime out of the threads as you tighten.
- 3. Double Beveled Sealing Ring** is designed with five unique sealing mechanisms and cannot be installed backwards. Manufactured of high-temperature rated thermoplastic to demanding specifications. Look for the unique T&B blue color ensuring the highest quality fitting.
- 4. Safe Edge Ground Cone** provides superior bonding, stronger pullout, easy threading and conductor protection. Look for the distinctive "ski slope" appearance within the "pumpkin" gland nut.
- 5. Heat-Curled Insulator** provides excellent wire protection and easier glide of conductors through and into the fitting. In addition, the heat-curled finish gives the insulator more strength than glue-in insulators. Look for the unique T&B blue color ensuring the highest quality fitting.
- 6. Precision Machined Rolled Threads** provide smooth, easy installations.
- 7. Tempered Cast Locknut with Teeth** provides superior strength and electrical bonding and can be installed without a wrench in the enclosure.
- 8. Revolver Grounding Fitting** Saves time and money using our infinitely adjustable rotating ground lug. Simply align the lug in your preferred position and tighten the gland. You'll never need to worry about tightening it into an inconvenient position again.



Add suffix -GR to the fitting catalog number to order the Revolver Grounding version.



T&B Liquidtight flexible metallic conduit

Product overview



Part No.	LTGU	LTGE	LTGC	LTAE	LTTU	LTTE	LTXE	LT6XE	LTBU	
Typical application		General Purpose		Aluminium	Wide Temperature		Extreme Temperature		Comp. Blue	
Construction/materials										
Core material	Galv. Steel	Galv. Steel	Galv. Steel	Aluminium	Galv. Steel	Galv. Steel	Galv. Steel	SST 316L	Galv. Steel	
Jacket material	PVC	PVC	FT4 rated PVC	PVC	PVC	PVC	TPR	TPR	PVC	
Copper bonding wire	•	–	–	–	•	–	–	–	•	
Shielded, Copper Tin Braid	–	–	–	–	–	–	–	–	–	
Designed to UL 360 ID/OD Dim.	•	•	•	•	•	•	•	•	•	
Conduit Colours										
Standard	Grey	Grey	Black	Grey	Grey	Grey	Black	Black	Blue	
Optional	Black	Black	–	Black	–	–	–	–	–	
Application specific	–	–	–	–	–	–	–	–	•	
Trade Sizes										
UL (inches)	3/8 - 4	3/8 - 6	3/8 - 4	3/8 - 6	3/8 - 4	3/8 - 6	3/8 - 4	3/8 - 4	3/8 - 4	
CSA (mm)	12 - 103	12 - 155	12 - 103	12 - 155	12 - 103	12 - 155	12 - 103	12 - 103	12 - 103	
Ingress Ratings (with appropriate fitting)										
UL 50E Indoor Type 4, 12, 13	•	•	•	•	•	•	•	•	•	
UL 50E Outdoor Type 3, 3R, 4	•	•	•	•	•	•	•	•	•	
CSA C22.2, No.94: 3, 3R, 4, 12, 13	•	•	•	•	•	•	•	•	•	
IEC/EN 60529 IP66, IP67	•	•	•	•	•	•	•	•	•	
IEC/EN 60529 IP68 , IP69	–	–	–	–	–	–	–	–	–	
NEMA 250: 3, 3R, 4, 12, 13	•	•	•	•	•	•	•	•	•	
NEMA 250: 4X	–	–	–	–	–	–	–	–	–	
Characteristics										
Temperature Ranges										
UL 360	Dry	°C	-30 to +80	–	–	–	-55 to +105	–	–	-30 to +80
CSA C22.2, No. 56	Dry	°C	-30 to +75	–	-40 to +75	–	-50 to +105	–	–	-30 to +75
General	Dry	°C	–	-20 to +80	–	-20 to +80	–	-55 to +105	-60 to +150	-60 to +150
IEC EN 61386-1, -23	General	°C	-25 to +90	-15 to +60	-45 to +90	-15 to +60	-45 to +105	-45 to +105	-45 to +150	-45 to +150
UV resistance	•	•	•	•	•	•	•	•	•	
Flexible	•	•	•	•	•	•	•	•	•	
Low fire hazard	–	–	–	–	–	–	–	–	–	
Halogen free	–	–	–	–	–	–	–	•	•	
EMI screen	–	–	–	–	–	–	–	–	–	
Mechanical strength	High	Medium	High	Low	High	Medium	Medium	High	High	
Impact resistance	High	High	High	Low	High	High	High	High	High	
Small Bend Radius	•	•	•	–	•	•	•	•	–	
UL and CSA certified for Direct Burial	•	–	*	–	•	–	–	–	•	
Approvals										
UL 360 Listed	•	–	–	–	•	–	–	–	•	
CSA C22.2, No. 56	•	–	•	–	•	–	–	–	•	
CSA C22.2, No. 56 - Annex A "Heavy Duty"	•	–	•	–	•	–	–	–	•	
IEC/EN 61386-1, -23	•	•	•	•	•	•	•	•	•	
NSF certification	–	–	–	–	–	–	–	–	–	
RoHS	•	•	•	•	•	•	•	•	•	

• Available/Meets Requirements – Not applicable
*CSA only

T&B Liquidtight Fittings & Accessories

Product Overview



Products

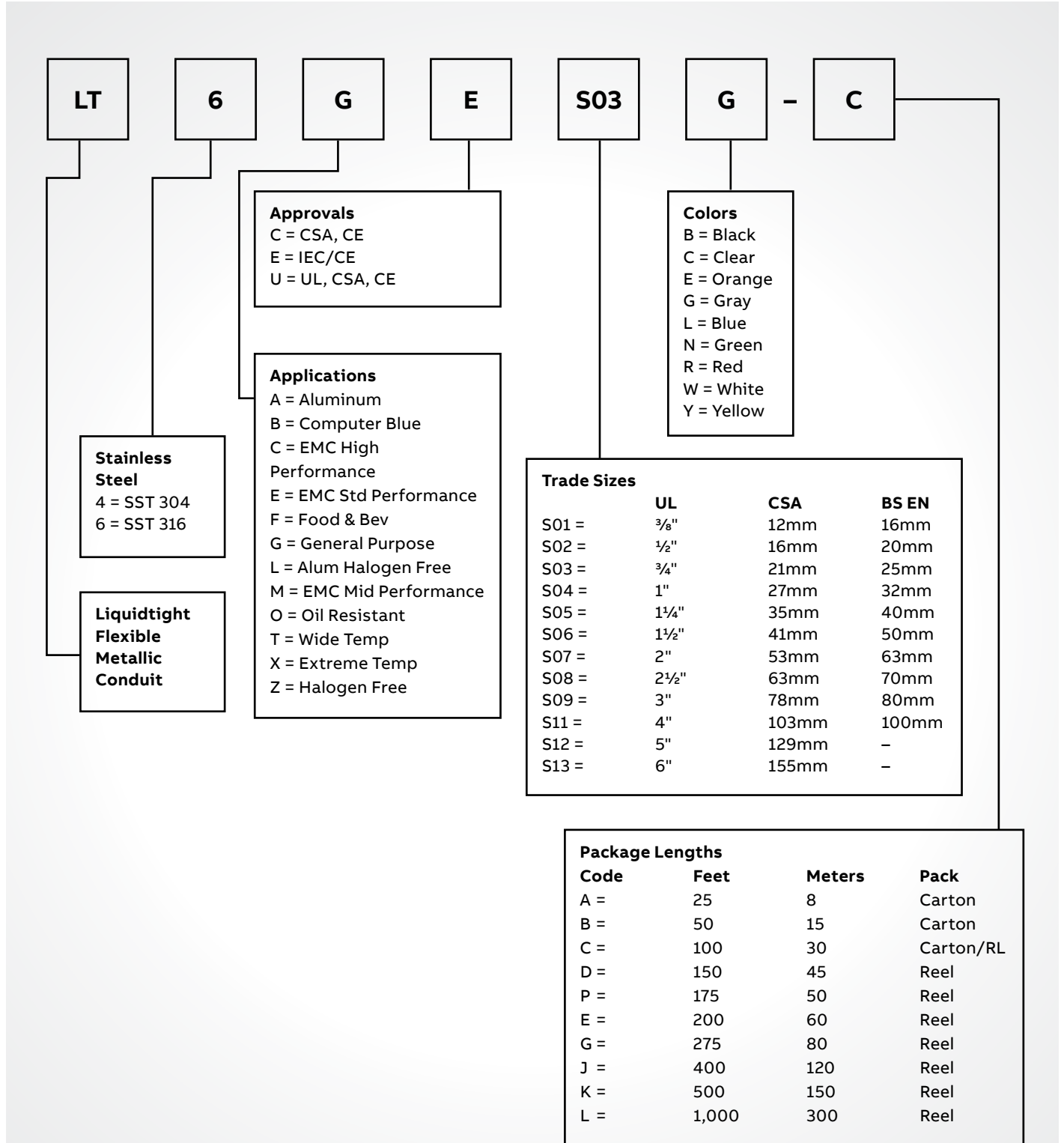
Part No. Designation	Ser. 5200, 5300	Ser. 5200GR, 5300GR	Ser. 5200-PT, 5300-PT	Ser. 5300-HT
Typical Applications	General Purpose	General Purpose, Grounding	GP Quick Connect	Extreme Temperature
	Steel, Zinc Chromate	Steel, Zinc Chromate	Steel, Zinc Chromate	Steel, Zinc Chromate
Standards, Approvals & Certifications				
UL 514B	Listed	•	•	•
CSA C22.2, No. 18.3	Certified	•	•	•
CSA C22.2, No. 18.3 - "Heavy Duty"	Certified	•	–	–
IEC/EN 61386-1, -23	CE/EU DoC	•	•	•
RoHS	EU Directive	•	•	•
General Application & Installation Solutions				
General Purpose	•	•	•	•
Oil Resistant	•	•	•	•
Wide Temperature	•	•	•	•
Extreme Temperature	–	–	–	•
Aluminum	–	–	–	–
EMI/RFI	•	•	–	–
Data Center & Communications	•	•	–	–
Halogen Free	•	•	•	•
Stainless Steel	–	–	–	–
Food & Beverage	–	–	–	–
Indoor	•	•	•	•
Outdoor	•	•	•	•
Indoor/Outdoor High Corrosion	–	–	–	–
Orientation				
Straight	¾ to 6"	¾ to 6"	¾ to 1"	¾ to 6"
45°	¾ to 4"	¾ to 4"	¾ to 1"	¾ to 4"
90°	¾ to 4"	¾ to 4"	¾ to 1"	¾ to 4"
Trade Sizes				
UL (inches)	¾ to 6"	¾ to 6"	¾ to 1"	¾ to 6"
CSA (mm)	12 to 155mm	12 to 155mm	12 to 27mm	12 to 155mm
ISO/BS EN (mm)	16 to 100mm	16 to 100mm	16 to 32mm	16 to 100mm
Construction/Materials				
Insulation Types	Insulated, Non-insulated	Insulated, Non-insulated	Insulated, Non-insulated	Insulated
Steel/Iron, Zinc Chromate	•	•	•	•
Aluminum (Copper Free)	–	–	–	–
Stainless Steel 316	–	–	–	–
Nickel-Plated Brass	–	–	–	–
Working Temperatures (Static)				
UL 514B	°C	-20 to +105	-20 to +105	-20 to +105
CSA C22.2, No. 18	°C	-20 to +105	-20 to +105	-20 to +105
IEC/EN 61386-1, -23	°C	-25 to +105	-25 to +105	-60 to +150
System Ingress Ratings (Conduit, fittings & seals)				
UL 50E	Indoor	Type 4, 12, 13	•	•
	Outdoor	Type 3, 3R, 4	•	•
CSA C22.2, No. 94		3, 3R, 4, 12, 13	•	•
NEMA 250		3, 3R, 4, 12, 13	•	•
UL 50E, NEMA 250		4X	–	–
IEC/EN 60529		IP66, IP67	•	•

• Available/Meets Requirements – Not applicable

T&B Liquidtight flexible metallic conduit

Part Number Codes

For part number explanation only, not to be used as a configuration tool.





ICT-1

ICT-2



General purpose - Liquidtight flexible metal conduit

Type LTGU - UL listed



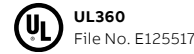
Type LTGU - General Purpose

UL Listed, CSA and CE Certified for General Purpose Applications where bonding is required and highest performance under severe environmental conditions.

Materials: Galvanized Steel Core, Smooth PVC Jacket, with copper bonding wire from 3/8 to 1 1/4"

Colour: Gray (Standard), Black (Optional)

Approvals



Conduit sizes 1/2" and up meets CSA Heavy duty requirements, when used with series 5200/5300 liquidtight fittings.

Trade Size			Coil Length									Specifications				
UL	CSA	ISO/ BS EN	Standard Carton			Small Reel			Bulk Reel			UL Bond Wire	ID Range (Nominal)		Min. Inside Bend Radius	
Inch	mm	mm	Part No.	Ft	M	Part No.	Ft	M	Part No.	Ft	M		Inch	mm	Inch	mm
3/8	12	16	LTGUS01G-C	100	30	LTGUS01G-K	500	150	LTGUS01G-L	1,000	300	Yes	0.484 to 0.505 (0.493)	12.3 to 12.8 (12.5)	2.0	51
1/2	16	20	LTGUS02G-C	100	30	LTGUS02G-K	500	150	LTGUS02G-L	1,000	300	Yes	0.622 to 0.642 (0.632)	15.8 to 16.3 (16.0)	3.0	76
3/4	21	25	LTGUS03G-C	100	30	LTGUS03G-K	500	150	LTGUS03G-L	1,000	300	Yes	0.820 to 0.840 (0.830)	20.8 to 21.3 (21.1)	4.2	107
1	27	32	LTGUS04G-C	100	30	LTGUS04G-J	400	120	---	---	---	Yes	1.041 to 1.066 (1.053)	25.4 to 27.1 (26.8)	5.5	140
1 1/4	35	40	LTGUS05G-B	50	15	LTGUS05G-E	200	60	---	---	---	Yes	1.380 to 1.410 (1.395)	35.1 to 35.8 (35.5)	7.0	178
1 1/2	41	50	LTGUS06G-B	50	15	LTGUS06G-D	150	45	---	---	---	No	1.575 to 1.600 (1.587)	40.0 to 40.6 (40.3)	4.5	114
2	53	63	LTGUS07G-B	50	15	LTGUS07G-C	100	30	---	---	---	No	2.020 to 2.045 (2.032)	51.3 to 51.9 (51.6)	6.0	152
2 1/2	63	70	LTGUS08G-A	25	8	LTGUS08G-G	275	80	---	---	---	No	2.480 to 2.505 (2.492)	63.0 to 63.6 (63.3)	8.0	203
3	78	80	LTGUS09G-A	25	8	LTGUS09G-P	175	50	---	---	---	No	3.070 to 3.100 (3.085)	78.0 to 78.7 (78.4)	10.0	254
4"	103	100	LTGUS11G-A	25	8	LTGUS11G-C	100	30	---	---	---	No	4.000 to 4.040 (4.020)	101.6 to 102.6 (102.1)	12.0	305

System Ingress Ratings

UL 50E "Listed"	
Indoor	Type 4, 12, 13
Outdoor	Type 3, 3R, 4
CSA C22.2, No. 94	Type 3, 3R, 4, 12, 13
NEMA 250	Type 3, 3R, 4, 12, 14
IEC 60529	IP66, IP67

System Temperature Ratings

UL	Dry: -30 to +80°C (-22 to +176°F)
	Oil: -30 to +70°C (-22 to +158°F)
	Wet: -30 to +60°C (-22 to +140°F)
CSA	Dry: -30 to +75°C (-22 to +167°F)
IEC/CE	Gen: -25 to +90°C (-13 to +194°F)

For more information see
Technical Data Sheet TDS000001.
For download on our website.
Please see also page H62
for more information.

CSA certified for Direct Burial Application.

General purpose - Liquidtight flexible metal conduit

Type LTGE - CE certified




Type LTGE - General Purpose

Designed to UL and CSA ID/OD Dimensions, used extensively in industrial environments where flexibility for motion, vibration is required

Materials: Galvanized Steel Core, Smooth PVC Jacket

Colour: Gray (Standard), Black (Optional)

Approvals



Trade Size			Coil Length									Specifications				
UL	CSA	ISO/ BS EN	Standard Carton			Small Reel			Bulk Reel			UL Bond Wire	ID Range (Nominal)		Min. Inside Bend Radius	
Inch	mm	mm	Part No.	Ft	M	Part No.	Ft	M	Part No.	Ft	M		Inch	mm	Inch	mm
3/8	12	16	LTGES01G-C	100	30	LTGES01G-K	500	150	LTGES01G-L	1,000	300	No	0.484 to 0.505 (0.493)	12.3 to 12.8 (12.5)	1.5	38
1/2	16	20	LTGES02G-C	100	30	LTGES02G-K	500	150	LTGES02G-L	1,000	300	No	0.622 to 0.642 (0.632)	15.8 to 16.3 (16.0)	2.0	51
3/4	21	25	LTGES03G-C	100	30	LTGES03G-K	500	150	LTGES03G-L	1,000	300	No	0.820 to 0.840 (0.830)	20.8 to 21.3 (21.1)	2.5	64
1	27	32	LTGES04G-C	100	30	LTGES04G-J	400	120	---	---	---	No	1.041 to 1.066 (1.053)	26.4 to 27.1 (26.8)	3.0	76
1 1/4	35	40	LTGES05G-B	50	15	LTGES05G-E	200	60	---	---	---	No	1.380 to 1.410 (1.395)	35.1 to 35.8 (35.5)	3.5	89
1 1/2	41	50	LTGES06G-B	50	15	LTGES06G-D	150	45	---	---	---	No	1.575 to 1.600 (1.587)	40.0 to 40.6 (40.3)	4.5	114
2	53	63	LTGES07G-B	50	15	LTGES07G-C	100	30	---	---	---	No	2.020 to 2.045 (2.032)	51.3 to 51.9 (51.6)	5.5	140
2 1/2	63	70	LTGES08G-A	25	8	LTGES08G-G	275	80	---	---	---	No	2.480 to 2.505 (2.492)	63.0 to 63.6 (63.3)	8.0	203
3	78	80	LTGES09G-A	25	8	LTGES09G-P	175	50	---	---	---	No	3.070 to 3.100 (3.085)	78.0 to 78.7 (78.4)	10.0	254
4	103	100	LTGES11G-A	25	8	LTGES11G-C	100	30	---	---	---	No	4.000 to 4.040 (4.020)	101.6 to 05.6 (102.1)	12.0	305
5	129	---	LTGES12G-A	25	8	---	---	---	---	---	---	No	3.070 to 3.100 (3.085)	78.0 to 78.7 (78.4)	17.5	445
6	155	---	LTGES13G-A	25	8	---	---	---	---	---	---	No	4.000 to 4.040 (4.020)	101.6 to 103.6 (102.1)	22.5	572

System Ingress Ratings

UL 50E "Tested"	
Indoor	Type 4, 12, 13
Outdoor	Type 3, 3R, 4
CSA C22.2, No. 94	Type 3, 3R, 4, 12, 13
NEMA 250	Type 3, 3R, 4, 12, 14
IEC 60529	IP66, IP67

System Temperature Ratings

Gen	Dry: -20 to +80°C (-4 to +176°F)
	Oil: -20 to +70°C (-4 to +158°F)
	Wet: -20 to +60°C (-4 to +140°F)
IEC/CE:	Gen: -15 to +60°C (+5 to +140°F)

For more information see
 Technical Data Sheet TDS000002.
 For download on our website.
 Please see also page H62
 for more information.

General purpose - Liquidtight flexible metal conduit

Type LTGC - CSA certified



Type LTGC - General Purpose

General Purpose, CSA Certified T&B Liquidtight Flexible Metallic Conduit provide excellent strength and liquidtight performance, meeting CEC requirements.

Materials: Steel Core, Smooth PVC Jacket

Colour: Black (Standard)

CSA Flame test : FT4 Rated

Approvals



Direct Burial



Conduit sizes 1/2" and up meets CSA Heavy duty requirements, when used with series 5200/5300 liquidtight fittings.

Trade Size			Coil Length									Specifications				
US	CSA	ISO/ BS EN	Carton			Small Reel			Bulk Reel			UL Bond Wire	ID Range (Nominal)		Min. Inside Bend Radius	
Inch	mm	mm	Part. No.	Ft	M	Part. No.	Ft	M	Part. No.	Ft	M		Inch	mm	Inch	mm
3/8	12	16	LTGCS01B-C	100	30	LTGCS01B-K	500	150	LTGCS01B-L	1,000	300	No	0.484 to 0.505 (0.493)	12.3 to 12.8 (12.5)	2.0	51
1/2	16	20	LTGCS02B-C	100	30	LTGCS02B-K	500	150	LTGCS02B-L	1,000	300	No	0.622 to 0.642 (0.632)	15.8 to 16.3 (16.0)	3.3	84
3/4	21	25	LTGCS03B-C	100	30	LTGCS03B-K	500	150	LTGCS03B-L	1,000	300	No	0.820 to 0.840 (0.830)	20.8 to 21.3 (20.0)	4.3	109
1	27	32	LTGCS04B-C	100	30	LTGCS04B-J	400	120	---	---	---	No	1.041 to 1.066 (1.053)	26.4 to 27.1 (26.8)	6.5	165
1 1/4	35	40	LTGCS05B-B	50	15	LTGCS05B-E	200	60	---	---	---	No	1.380 to 1.410 (1.395)	35.1 to 35.8 (35.5)	8.0	203
1 1/2	41	50	LTGCS06B-B	50	15	LTGCS06B-D	150	45	---	---	---	No	1.575 to 1.600 (1.587)	40.0 to 40.6 (40.3)	9.0	229
2	53	63	LTGCS07B-B	50	15	LTGCS07B-C	100	30	---	---	---	No	2.020 to 2.045 (2.032)	51.3 to 51.9 (51.6)	11.0	279
2 1/2	63	70	LTGCS08B-A	25	8	LTGCS08B-B	50	15	---	---	---	No	2.480 to 2.505 (2.492)	63.0 to 63.6 (63.3)	14.8	376
3	78	80	LTGCS09B-A	25	8	LTGCS09B-B	50	15	---	---	---	No	3.070 to 3.100 (3.085)	78.0 to 78.7 (78.3)	17.5	445
4	103	100	LTGCS11B-A	25	8	LTGCS11B-B	50	15	---	---	---	No	4.000 to 4.040 (4.020)	101.6 to 05.6 (102.1)	24.0	610

System Ingress Ratings

UL 50E "Tested"	
Indoor	Type 4, 12, 13
Outdoor	Type 3, 3R, 4
CSA C22.2, No. 94	Type 3, 3R, 4, 12, 13
NEMA 250	Type 3, 3R, 4, 12, 13
IEC 60529	IP66, IP67

System Temperature Ratings

CSA	Dry: -40 to +75 (-40 to +167)
	Oil: -40 to +70 (-40 to +158°F)
	Wet: -40 to +60°C (-40 to +140°F)
IEC/CE	Gen: -45 to +90°C (-49 to +176°F)

For more information see Technical Data Sheet TDS000003. For download on our website. Please see also page H62 for more information.

CSA certified for Direct Burial Application.

General purpose - Fittings and accessories

Series 5200/5300 Steel

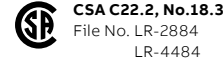
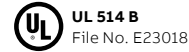


Steel LT fitting



Steel LT ground fitting

Approvals



Series 5200/5300 Steel Fittings - Trade sizes 1/2" to 4" meets CSA Heavy Duty requirements.

Fittings			Series 5200/5300 Liquidtight									Series 5200/5300 GR Liquidtight Grounding				
			Insulated			Non-Insulated			Insulated			Non-Insulated				
Trade Size	Type		Straight	45°	90°	Straight	45°	90°	Straight	45°	90°	Straight	45°	90°		
UL Inch	CSA mm	ISO/BS EN mm	Std. Thread	Part No.	Part No.	Part No.	Part No.	Part No.	Part No.	Part No.	Part No.	Part No.	Part No.	Part No.		
3/8	12	16	NPT 1/2"	5331	5341	5351	5231	5241	5251	5331GR	5341GR	5351GR	5231GR	5241GR	5251GR	
			ISO M16	9330-NB	9340	9350	---	---	---	---	---	---	---	---	---	---
			PG 13.5	7362	7342	7352	---	---	---	---	---	---	---	---	---	---
1/2	16	20	NPT 1/2"	5332	5342	5352	5232	5242	5252	5332GR	5342GR	5352GR	5232GR	5242GR	5252GR	
			ISO M20	9332-NB	9342	9352TB	---	---	---	---	---	---	---	---	---	---
			PG 16	7363	7343	7353	---	---	---	---	---	---	---	---	---	---
3/4	21	25	NPT 3/4"	5333	5343	5353	5233	5243	5253	5333GR	5343GR	5353GR	5233GR	5243GR	5253GR	
			ISO M25	9333-NB	9343TB	9353TB	---	---	---	---	---	---	---	---	---	---
			PG 21	7364	7344-TB	7354	---	---	---	---	---	---	---	---	---	---
1	27	32	NPT 1"	5334-TB	5344	5354	5234	5244	5254	5334GR	5344GR	5354GR	5234GR	5244GR	5254GR	
			ISO M32	9334-NB	9344	9354TB	---	---	---	---	---	---	---	---	---	---
			PG 29	7365	7345	7355	---	---	---	---	---	---	---	---	---	---
1 1/4	35	40	NPT 1 1/4"	5335	5345	5355	5235	5245	5255	5335GR	5345GR	5355GR	5235GR	5245GR	5255GR	
			ISO M40	9335-NB	9345	9355	---	---	---	---	---	---	---	---	---	---
			PG 36	7366	7346	7356	---	---	---	---	---	---	---	---	---	---
1 1/2	41	50	NPT 1 1/2"	5336	5346	5356	5236	5246	5256	5336GR	5346GR	5356GR	5236GR	5246GR	5256GR	
			ISO M50	9336-NB	9346	9356	---	---	---	---	---	---	---	---	---	---
			PG 42	7367	7347	7357	---	---	---	---	---	---	---	---	---	---
2	53	63	NPT 2"	5337	5347	5357	5237	5247	5257	5337GR	5347GR	5357GR	5237GR	5247GR	5257GR	
			ISO M63	9337-NB	9347	9357	---	---	---	---	---	---	---	---	---	---
			PG 48	7368	7348-TB	7358	---	---	---	---	---	---	---	---	---	---
2 1/2	63	70	NPT 2 1/2"	5338	5348	5358	5238	5248	5258	5338GR	5348GR	5358GR	5238GR	5248GR	5258GR	
			ISO	---	---	---	---	---	---	---	---	---	---	---	---	
			PG	---	---	---	---	---	---	---	---	---	---	---	---	---
3	78	80	NPT 3"	5339	5349	5359	5239	5249	5259	5339GR	5349GR	5359GR	5239GR	5249GR	5259GR	
			ISO	---	---	---	---	---	---	---	---	---	---	---	---	
			PG	---	---	---	---	---	---	---	---	---	---	---	---	---
4	103	100	NPT 4"	5340	5350	5360	5240	5250	5260	5340GR	5350GR	5360GR	5240GR	5250GR	5260GR	
			ISO	---	---	---	---	---	---	---	---	---	---	---	---	
			PG	---	---	---	---	---	---	---	---	---	---	---	---	---
5	129	---	NPT 5"	5385	---	---	5285	---	---	5385GR	---	---	5285GR	---	---	
			PG	---	---	---	---	---	---	---	---	---	---	---	---	
			ISO	---	---	---	---	---	---	---	---	---	---	---	---	
6	155	---	NPT 6"	5386	---	---	---	---	---	5386GR	---	---	---	---	---	
			PG	---	---	---	---	---	---	---	---	---	---	---	---	
			ISO	---	---	---	---	---	---	---	---	---	---	---	---	

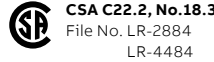
All fittings include locknuts
 *Seal gaskets required for liquid and dust tight installations

General purpose - Fittings and accessories

Series 5200/5300-PT Quick Connect®



Approvals



Series 5200/5300-PT Liquidtight - Quick Connect

Fittings		Series 5200/5300-PT Liquidtight - Quick Connect										Accessories	
Trade Size		Type			Insulated			Non-Insulated			*Seal Gaskets Part No.	Wire Mesh Grips Part No.	Conduit Support Part No.
UL Inch	CSA mm	ISO/BS EN mm	Std. Thread	Straight Part No.	45° Part No.	90° Part No.	Straight Part No.	45° Part No.	90° Part No.				
3/8	12	16	NPT 1/2"	5331-PT	5341-PT	5351-PT	5231-PT	5241-PT	5251-PT	5261	WMG-LT1	P CLIP/16	
			ISO M16	---	---	---	---	---	---				
			PG 13.5	---	---	---	---	---	---				
1/2	16	20	NPT 1/2"	5332-PT	5342-PT	5352-PT	5232-PT	5242-PT	5252-PT	5262	WMG-LT2	P CLIP/20	
			ISO M20	---	---	---	---	---	---				
			PG 16	---	---	---	---	---	---				
3/4	21	25	NPT 3/4"	5333-PT	5343-PT	5353-PT	5233-PT	5243-PT	5253-PT	5263	WMG-LT3	P CLIP/25	
			ISO M25	---	---	---	---	---	---				
			PG 21	---	---	---	---	---	---				
1	27	32	NPT 1"	5334-PT	5344-PT	5354-PT	5234-PT	5244-PT	5254-PT	5264	WMG-LT4	P CLIP/32	
			ISO M32	---	---	---	---	---	---				
			PG 29	---	---	---	---	---	---				
1 1/4	35	40	NPT 1 1/4"	---	---	---	---	---	---	5265	WMG-LT5	P CLIP/40	
			ISO M40	---	---	---	---	---	---				
			PG 36	---	---	---	---	---	---				
1 1/2	41	50	NPT 1 1/2"	---	---	---	---	---	---	5266	WMG-LT6	P CLIP/50	
			ISO M50	---	---	---	---	---	---				
			PG 42	---	---	---	---	---	---				
2	53	63	NPT 2"	---	---	---	---	---	---	5267	WMG-LT7	P CLIP/63	
			ISO M63	---	---	---	---	---	---				
			PG 48	---	---	---	---	---	---				
2 1/2	63	70	NPT 2 1/2"	---	---	---	---	---	---	5268	WMG-LT8	P CLIP/75	
			ISO ---	---	---	---	---	---	---				
			PG ---	---	---	---	---	---	---				
3	78	80	NPT 3"	---	---	---	---	---	---	5269	WMG-LT9	---	
			ISO ---	---	---	---	---	---	---				
			PG ---	---	---	---	---	---	---				
4	103	100	NPT 4"	---	---	---	---	---	---	5270	WMG-LT10	---	
			ISO ---	---	---	---	---	---	---				
			PG ---	---	---	---	---	---	---				
5	129	---	NPT 5"	---	---	---	---	---	---	---	---	---	
			PG ---	---	---	---	---	---	---				
			ISO ---	---	---	---	---	---	---				
6	155	---	NPT 6"	---	---	---	---	---	---	---	---	---	
			PG ---	---	---	---	---	---	---				
			ISO ---	---	---	---	---	---	---				

*Seal gaskets required for Liquid and dust tight installations

Aluminum - Liquidtight flexible metal conduit

Type LTAE - CE certified



Type LTAE - General Purpose

Aluminum, CE compliant T&B Liquidtight Flexible Metallic conduit provide excellent performance in corrosive environments and installations where lightweight wireway is required.

Materials: Aluminum, Smooth PVC Jacket,

Colour: Gray (Standard)

Approvals



Trade Size			Coil Length									Specifications				
UL	CSA	ISO/ BS EN	Standard Carton			Small Reel			Bulk Reel			UL Bond Wire	ID Range (Nominal)		Min. Inside Bend Radius	
Inch	mm	mm	Part No.	Ft	M	Part No.	Ft	M	Part No.	Ft	M		Inch	mm	Inch	mm
3/8	12	16	LTAES01G-C	100	30	LTGES01G-K	500	150	LTAES01G-L	1,000	300	No	0.484 to 0.505 (0.493)	12.3 to 12.8 (12.5)	2.0	51
1/2	16	20	LTAES02G-C	100	30	LTGES02G-K	500	150	LTAES02G-L	1,000	300	No	0.622 to 0.642 (0.632)	15.8 to 16.3 (16.0)	2.5	64
3/4	21	25	LTAES03G-C	100	30	LTAES02G-K	500	150	LTAES03G-L	1,000	300	No	0.820 to 0.840 (0.830)	20.8 to 21.3 (21.1)	3.0	76
1	27	32	LTAES04G-C	100	30	LTAES04G-J	400	120	---	---	---	No	1.041 to 1.066 (1.053)	25.4 to 27.1 (26.8)	4.0	102
1 1/4	35	40	LTAES05G-B	50	15	LTAES05G-E	200	60	---	---	---	No	1.380 to 1.410 (1.395)	35.1 to 35.8 (35.5)	4.5	114
1 1/2	41	50	LTAES06G-B	50	15	LTAES06G-D	150	45	---	---	---	No	1.575 to 1.600 (1.587)	40.0 to 40.6 (40.3)	5.5	140
2	53	63	LTAES07G-B	50	15	LTAES07G-C	100	30	---	---	---	No	No 2.020 to 2.045 (2.032)	51.3 to 51.9 (51.6)	7.0	178
2 1/2	63	70	LTAES08G-A	25	8	---	---	---	---	---	---	No	2.480 to 2.505 (2.492)	63.0 to 63.6 (63.3)	9.5	241
3	78	80	LTAES08G-A	25	8	---	---	---	---	---	---	No	3.070 to 3.100 (3.085)	78.0 to 78.7 (78.4)	11.5	292
4	103	100	LTAES11G-A	25	8	---	---	---	---	---	---	No	4.000 to 4.040 (4.020)	101.6 to 05.6 (102.1)	14.0	356
5	129	---	LTAES12G-A	25	8	---	---	---	---	---	---	No	4.975 to 5.035 (5.005)	126.4 to 127.9 (127.1)	20.0	508
6	155	---	LTAES13G-A	25	8	---	---	---	---	---	---	No	6.015 to 6.075 (6.045)	152.8 to 154.3 (153.5)	22.5	572

System Ingress Ratings

UL 50E "Tested"	
Indoor	Type 4, 12, 13
Outdoor	Type 3, 3R, 4
CSA C22.2, No. 94	Type 3, 3R, 4, 12, 13
NEMA 250	Type 3, 3R, 4, 12, 14
IEC 60529	IP66, IP67

System Temperature Ratings

Gen	Dry: -20 to +80°C (-4 to +176°F)
	Oil: -20 to +70°C (-4 to +158°F)
	Wet: -20 to +60°C (-4 to +140°F)
IEC/CE:	Gen: -15 to +60°C (+5 to +140°F)

For more information see
 Technical Data Sheet TDS000008.
 For download on our website.
 Please see also page H62
 for more information.

Aluminum - Fittings and accessories

Series 5200AL

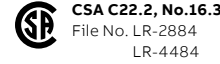


Series 5200AL Liquidtight



Series 5200ALGR Liquidtight Grounding

Approvals



Fittings													Accessories	
Series 5200AL Liquidtight										Series 5200ALGR Liquidtight Grounding				
Trade Size		Type			Insulated			Non-Insulated			*Seal Gaskets Part No.	Wire Mesh Grips Part No.	Conduit Support Part No.	
UL Inch	CSA mm	ISO/BS EN mm	Std. Thread	Straight Part No.	45° Part No.	90° Part No.	Straight Part No.	45° Part No.	90° Part No.					
3/8	12	16	NPT 1/2"	5231AL	---	5251AL	5231ALGR	---	5251ALGR	5261	WMG-LT1	P CLIP/16		
			ISO M16	---	---	---	---							
			PG 13.5	---	---	---	---							
1/2	16	20	NPT 1/2"	5232AL	---	5252AL	5232ALGR	---	5252ALGR	5262	WMG-LT2	P CLIP/20		
			ISO M20	---	---	---	---							
			PG 16	---	---	---	---							
3/4	21	25	NPT 3/4"	5233AL	---	5253AL	5233ALGR	---	5253ALGR	5263	WMG-LT3	P CLIP/25		
			ISO M25	---	---	---	---							
			PG 21	---	---	---	---							
1	27	32	NPT 1"	5234AL	---	5254AL	5234ALGR	---	5254ALGR	5264	WMG-LT4	P CLIP/32		
			ISO M32	---	---	---	---							
			PG 29	---	---	---	---							
1 1/4	35	40	NPT 1 1/4"	5235AL	---	5255AL	5235ALGR	---	5255ALGR	5265	WMG-LT5	P CLIP/40		
			ISO M40	---	---	---	---							
			PG 36	---	---	---	---							
1 1/2	41	50	NPT 1 1/2"	5236AL	---	5256AL	5236ALGR	---	5256ALGR	5266	WMG-LT6	P CLIP/50		
			ISO M50	---	---	---	---							
			PG 42	---	---	---	---							
2	53	63	NPT 2"	5237AL	---	5257AL	5237ALGR	---	5257ALGR	5267	WMG-LT7	P CLIP/63		
			ISO M63	---	---	---	---							
			PG 48	---	---	---	---							
2 1/2	63	70	NPT 2 1/2"	5238AL	---	4)	5238ALGR	---	4)	5268	WMG-LT8	P CLIP/75		
			ISO ---	---	---	---	---							
			PG ---	---	---	---	---							
3	78	80	NPT 3"	5239AL	---	4)	5239ALGR	---	4)	5269	WMG-LT9	---		
			ISO ---	---	---	---	---							
			PG ---	---	---	---	---							
4	103	100	NPT 4"	5240AL	---	4)	5240ALGR	---	4)	5270	WMG-LT10	---		
			ISO ---	---	---	---	---							
			PG ---	---	---	---	---							
5	129	---	NPT 5"	---	---	---	---	---	---	---	---	---		
			PG ---	---	---	---	---							
			ISO ---	---	---	---	---							
6	155	---	NPT 6"	---	---	---	---	---	---	---	---	---		
			PG ---	---	---	---	---							
			ISO ---	---	---	---	---							

*Seal gaskets required for Liquid and dust tight installations

Wide & Extreme Temperature - Liquidtight flexible metal conduit

Type LTTU - UL Listed



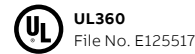
Type LTTU - Wide & Extreme Temperature

Wide temperature, UL Listed T&B Liquidtight Flexible Metallic Conduit provide excellent performance in a wide ranges low and high temperature

Materials: Galvanized Steel Core, Smooth PVC Jacket, with copper bonding wire from 3/8 to 1 1/4"

Colour: Gray (Standard), Black (Optional)

Approvals



Conduit sizes 1/2" and up meets CSA Heavy duty requirements, when used with series 5200/5300 liquidtight fittings.

Trade Size			Coil Length									Specifications				
UL	CSA	ISO/ BS EN	Standard Carton			Small Reel			Bulk Reel			UL Bond Wire	ID Range (Nominal)		Min. Inside Bend Radius	
Inch	mm	mm	Part No.	Ft	M	Part No.	Ft	M	Part No.	Ft	M		Inch	mm	Inch	mm
3/8	12	16	LTTUS01G-C	100	30	LTTUS01G-K	500	150	LTTUS01G-L	1,000	300	Yes	0.484 to 0.505 (0.493)	12.3 to 12.8 (12.5)	2.0	51
1/2	16	20	LTTUS02G-C	100	30	LTTUS02G-K	500	150	LTTUS02G-L	1,000	300	Yes	0.622 to 0.642 (0.632)	15.8 to 16.3 (16.0)	3.0	76
3/4	21	25	LTTUS03G-C	100	30	LTTUS03G-K	500	150	LTTUS03G-L	1,000	300	Yes	0.820 to 0.840 (0.830)	20.8 to 21.3 (21.1)	4.2	107
1	27	32	LTTUS04G-C	100	30	LTTUS04G-J	400	120	---	---	---	Yes	1.041 to 1.066 (1.053)	25.4 to 27.1 (26.8)	5.5	140
1 1/4	35	40	LTTUS05G-B	50	15	LTTUS05G-E	200	60	---	---	---	Yes	1.380 to 1.410 (1.395)	35.1 to 35.8 (35.5)	7.0	178
1 1/2	41	50	LTTUS06G-B	50	15	LTTUS06G-D	150	45	---	---	---	No	1.575 to 1.600 (1.587)	40.0 to 40.6 (40.3)	4.5	114
2	53	63	LTTUS07G-B	50	15	LTTUS07G-C	100	30	---	---	---	No	2.020 to 2.045 (2.032)	51.3 to 51.9 (51.6)	6.0	152
2 1/2	63	70	LTTUS08G-A	25	8	---	---	---	---	---	---	No	2.480 to 2.505 (2.492)	63.0 to 63.6 (63.3)	8.0	203
3	78	80	LTTUS09G-A	25	8	---	---	---	---	---	---	No	3.070 to 3.100 (3.085)	78.0 to 78.7 (78.4)	10.0	254
4"	103	100	LTTUS11G-A	25	8	---	---	---	---	---	---	No	4.000 to 4.040 (4.020)	101.6 to 102.6 (102.1)	12.0	305

System Ingress Ratings

UL 50E "Listed"	
Indoor	Type 4, 12, 13
Outdoor	Type 3, 3R, 4
CSA C22.2, No. 94	Type 3, 3R, 4, 12, 13
NEMA 250	Type 3, 3R, 4, 12, 14
IEC 60529	IP66, IP67

CSA certified for Direct Burial Application.

System Temperature Ratings

UL	Dry: -55 to +105°C (-67 to +221°F)
	Oil: -55 to +70°C (-67 to +158°F)
	Wet: -55 to +60°C (-67 to +140°F)
CSA	Dry: -30 to +75°C (-22 to +167°F)
IEC/CE	Gen: -45 to +105°C (-49 to +221°F)

For more information see
Technical Data Sheet TDS000004.
For download on our website.
Please see also page H62
for more information.

Wide & Extreme Temperature - Liquidtight flexible metal conduit

Type LTTE - CE Certified



Type LTTE - Wide & Extreme Temperature

Wide temperature, CE compliant T&B Liquidtight Flexible Metallic Conduit provide excellent performance in low and high temperatures

Materials: Galvanized Steel Core, Smooth PVC Jacket

Colour: Gray (Standard), Black (Optional)

Approvals



Trade Size			Coil Length									Specifications				
UL	CSA	ISO/ BS EN	Standard Carton			Small Reel			Bulk Reel			UL Bond Wire	ID Range (Nominal)		Min. Inside Bend Radius	
Inch	mm	mm	Part No.	Ft	M	Part No.	Ft	M	Part No.	Ft	M		Inch	mm	Inch	mm
3/8	12	16	LTTE01G-C	100	30	LTTE01G-K	500	150	LTTE01G-L	1,000	300	No	0.484 to 0.505 (0.493)	12.3 to 12.8 (12.5)	1.5	38
1/2	16	20	LTTE02G-C	100	30	LTTE02G-K	500	150	LTTE02G-L	1,000	300	No	0.622 to 0.642 (0.632)	15.8 to 16.3 (16.0)	2.0	51
3/4	21	25	LTTE03G-C	100	30	LTTE03G-K	500	150	LTTE03G-L	1,000	300	No	0.820 to 0.840 (0.830)	20.8 to 21.3 (21.1)	2.5	64
1	27	32	LTTE04G-C	100	30	LTTE04G-J	400	120	---	---	---	No	1.041 to 1.066 (1.053)	25.4 to 27.1 (26.8)	3.0	76
1 1/4	35	40	LTTE05G-B	50	15	LTTE05G-E	200	60	---	---	---	No	1.380 to 1.410 (1.395)	35.1 to 35.8 (35.5)	3.5	89
1 1/2	41	50	LTTE06G-B	50	15	LTTE06G-D	150	45	---	---	---	No	1.575 to 1.600 (1.587)	40.0 to 40.6 (40.3)	4.5	114
2	53	63	LTTE07G-B	50	15	LTTE07G-C	100	30	---	---	---	No	2.020 to 2.045 (2.032)	51.3 to 51.9 (51.6)	5.5	140
2 1/2	63	70	LTTE08G-A	25	8	---	---	---	---	---	---	No	2.480 to 2.505 (2.492)	63.0 to 63.6 (63.3)	8.0	203
3	78	80	LTTE09G-A	25	8	---	---	---	---	---	---	No	3.070 to 3.100 (3.085)	78.0 to 78.7 (78.4)	10.0	254
4	103	100	LTTE11G-A	25	8	---	---	---	---	---	---	No	4.000 to 4.040 (4.020)	101.6 to 05.6 (102.1)	12.0	305
5	129	---	LTTE12G-A	25	8	---	---	---	---	---	---	No	4.975 to 5.035 (5.005)	126.4 to 127.9 (127.1)	17.5	445
6	155	---	LTTE13G-A	25	8	---	---	---	---	---	---	No	6.015 to 6.075 (6.045)	152.8 to 154.3 (153.5)	22.5	572

System Ingress Ratings

UL 50E "Tested"	
Indoor	Type 4, 12, 13
Outdoor	Type 3, 3R, 4
CSA C22.2, No. 94	Type 3, 3R, 4, 12, 13
NEMA 250	Type 3, 3R, 4, 12, 14
IEC 60529	IP66, IP67

System Temperature Ratings

Gen	Dry: -55 to +105°C (-67 to +221°F)
	-55 to +120°C (-67 to +224°F)
	Intermittent
IEC/CE:	Gen: -45 to +105°C (-49 to +221°F)

For more information see
 Technical Data Sheet TDS000005.
 For download on our website.
 Please see also page H62
 for more information.

Wide & Extreme Temperature - Liquidtight flexible metal conduit

Type LTXE - CE certified



Type LTXE - Wide & Extreme Temperature

Extreme temperature, CE compliant T&B Liquidtight Flexible Metallic Conduit provide excellent performance in extreme low and high temperature environments

Materials: Galvanized Steel Core, Smooth PVC Jacket

Colour: Black (Standard)

Approvals



Trade Size			Coil Length									Specifications				
UL	CSA	ISO/ BS EN	Standard Carton			Small Reel			Bulk Reel			UL Bond Wire	ID Range (Nominal)		Min. Inside Bend Radius	
Inch	mm	mm	Part No.	Ft	M	Part No.	Ft	M	Part No.	Ft	M		Inch	mm	Inch	mm
3/8	12	16	LTXES01B-C	100	30	LTXES01B-K	500	150	LTXES01B-L	1,000	300	Yes	0.484 to 0.505 (0.493)	12.3 to 12.8 (12.5)	1.5	38
1/2	16	20	LTXES02B-C	100	30	LTXES02B-K	500	150	LTXES02B-L	1,000	300	Yes	0.622 to 0.642 (0.632)	15.8 to 16.3 (16.0)	2.0	51
3/4	21	25	LTXES03B-C	100	30	LTXES03B-K	500	150	LTXES03B-L	1,000	300	Yes	0.820 to 0.840 (0.830)	20.8 to 21.3 (21.1)	2.5	64
1	27	32	LTXES04B-C	100	30	LTXES04B-J	400	120	---	---	---	Yes	1.041 to 1.066 (1.053)	25.4 to 27.1 (26.8)	3.0	76
1 1/4	35	40	LTXES05B-B	50	15	LTXES05B-E	200	60	---	---	---	Yes	1.380 to 1.410 (1.395)	35.1 to 35.8 (35.5)	3.5	89
1 1/2	41	50	LTXES06B-B	50	15	LTXES06B-D	150	45	---	---	---	No	1.575 to 1.600 (1.587)	40.0 to 40.6 (40.3)	4.5	114
2	53	63	LTXES07B-B	50	15	LTXES07B-C	100	30	---	---	---	No	2.020 to 2.045 (2.032)	51.3 to 51.9 (51.6)	5.5	140
2 1/2	63	70	LTXES08B-A	25	8	---	---	---	---	---	---	No	2.480 to 2.505 (2.492)	63.0 to 63.6 (63.3)	8.0	203
3	78	80	LTXES09B-A	25	8	---	---	---	---	---	---	No	3.070 to 3.100 (3.085)	78.0 to 78.7 (78.4)	10.0	254
4"	103	100	LTXES11B-A	25	8	---	---	---	---	---	---	No	4.000 to 4.040 (4.020)	101.6 to 102.6 (102.1)	12.0	305

System Ingress Ratings

UL 50E "Listed"	
Indoor	Type 4, 12, 13
Outdoor	Type 3, 3R, 4
CSA C22.2, No. 94	Type 3, 3R, 4, 12, 13
NEMA 250	Type 3, 3R, 4, 12, 14
IEC 60529	IP66, IP67

System Temperature Ratings

UL	Dry: -20 to +80°C (-4 to +176°F)
	Oil: -20 to +70°C (-4 to +158°F)
	Wet: -20 to +60°C (-4 to +140°F)
GEN	Dry: -60 to +150°C (-76 to +302°F)
IEC/CE	Gen: -45 to +150°C (-49 to +302°F)

For more information see Technical Data Sheet TDS000006. For download on our website. Please see also page H62 for more information.

Wide & Extreme Temperature - Liquidtight flexible metal conduit

Type LT6XE SST 316L - CE certified



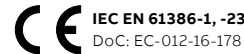
Type LT6XE SST 316L - Extreme Temperature

Stainless Steel 316L Extreme Temperature, CE compliant T&B Liquidtight Flexible Metallic Conduit provide excellent performance in extreme temperature and highly corrosive environments

Materials: Stainless steel 316L Core, Smooth PVC Jacket

Colour: Black (Standard)

Approvals



Trade Size			Coil Length									Specifications				
UL	CSA	ISO/ BS EN	Standard Carton			Small Reel			Bulk Reel			UL Bond Wire	ID Range (Nominal)		Min. Inside Bend Radius	
Inch	mm	mm	Part No.	Ft	M	Part No.	Ft	M	Part No.	Ft	M		Inch	mm	Inch	mm
3/8	12	16	LT6XES01B-C	100	30	LT6XES01B-K	500	150	LT6XES01B-L	1,000	300	No	0.484 to 0.505 (0.493)	12.3 to 12.8 (12.5)	1.5	38
1/2	16	20	LT6XES02B-C	100	30	LT6XES02B-K	500	150	LT6XES02B-L	1,000	300	No	0.622 to 0.642 (0.632)	15.8 to 16.3 (16.0)	2.0	51
3/4	21	25	LT6XES03B-C	100	30	LT6XES03B-K	500	150	LT6XES03B-L	1,000	300	No	0.820 to 0.840 (0.830)	20.8 to 21.3 (21.1)	2.5	64
1	27	32	LT6XES04B-C	100	30	LT6XES04B-J	400	120	---	---	---	No	1.041 to 1.066 (1.053)	25.4 to 27.1 (26.8)	3.0	76
1 1/4	35	40	LT6XES05B-B	50	15	LT6XES05B-E	200	60	---	---	---	No	1.380 to 1.410 (1.395)	35.1 to 35.8 (35.5)	3.5	89
1 1/2	41	50	LT6XES06B-B	50	15	LT6XES06B-D	150	45	---	---	---	No	1.575 to 1.600 (1.587)	40.0 to 40.6 (40.3)	4.5	114
2	53	63	LT6XES07B-B	50	15	LT6XES07B-C	100	30	---	---	---	No	No 2.020 to 2.045 (2.032)	51.3 to 51.9 (51.6)	5.5	140
2 1/2	63	70	LT6XES08B-A	25	8	---	---	---	---	---	---	No	2.480 to 2.505 (2.492)	63.0 to 63.6 (63.3)	8.0	203
3	78	80	LT6XES09B-A	25	8	---	---	---	---	---	---	No	3.070 to 3.100 (3.085)	78.0 to 78.7 (78.4)	10.0	254
4	103	100	LT6XES11B-A	25	8	---	---	---	---	---	---	No	4.000 to 4.040 (4.020)	101.6 to 05.6 (102.1)	12.0	305

System Ingress Ratings

UL 50E "Tested"	
Indoor	Type 4, 12, 13
Outdoor	Type 3, 3R, 4
CSA C22.2, No. 94	Type 3, 3R, 4, 12, 13
NEMA 250	Type 3, 3R, 4, 12, 14
IEC 60529	IP66, IP67

System Temperature Ratings

Gen	Dry: -60 to +150°C (-76 to +302°F)
	Oil: -20 to +70°C (-4 to +158°F)
	Wet: -20 to +60°C (-4 to +140°F)
IEC/CE:	Gen: -45 to +150°C (-49 to +302°F)

For more information see
Technical Data Sheet TDS000088.
For download on our website.
Please see also page H62
for more information.

Wide & Extreme Temperature - Fittings and accessories

Series 5300-HT/ 5300SST6HT - High Temperature



Series 5300-HT Liquidtight High Temp



Series 5300SST6HT High Temp

Approvals



UL 514 B
File No. E23018



IEC EN 61386-1,-23
DoC: EC-12-7191
EC-12-7192



CSA C22.2, No.18.3
File No. LR-2884
LR-4484



Fittings

Accessories

Trade Size		Type		Series 5300-HT "High Temp"			Series 5300SST6HT SST 316 "High Temp"			*Seal Gasket	Wire Mesh Grips	Conduit Support	**Lock Nuts SST
UL Inch	CSA mm	ISO/BS EN mm	Std. Thread	Straight Part No.	45° Part No.	90° Part No.	Straight Part No.	45° Part No.	90° Part No.	Part No.	Part No.	Part No.	Part No.
3/8	12	16	NPT 1/2"	5331-HT	5341-HT	5351-HT	5331SST6HT	5341SST6HT	5351SST6HT	5261-HT	WMG-LT1	P CLIP/16	LNSS038
			ISO M16	---	---	---	9330SST6HT	9340SST6HT	9350SST6HT				LNSSM16
			PG 13.5	---	---	---	---	---	---				---
1/2	16	20	NPT 1/2"	5332-HT	5342-HT	5352-HT	5332SST6HT	5342SST6HT	5352SST6HT	5262-HT	WMG-LT2	P CLIP/20	LNSS050
			ISO M20	---	---	---	9332SST6HT	9342SST6HT	9352SST6HT				LNSSM20
			PG 16	---	---	---	---	---	---				---
3/4	21	25	NPT 3/4"	5333-HT	5343-HT	5353-HT	5333SST6HT	5343SST6HT	5353SST6HT	5263-HT	WMG-LT3	P CLIP/25	LNSS075
			ISO M25	---	---	---	9333SST6HT	9343SST6HT	9353SST6HT				LNSSM25
			PG 21	---	---	---	---	---	---				---
1	27	32	NPT 1"	5334-HT	5344-HT	5354-HT	5334SST6HT	5344SST6HT	5354SST6HT	5264-HT	WMG-LT4	P CLIP/32	LNSS100
			ISO M32	---	---	---	9334SST6HT	9344SST6HT	9354SST6HT				LNSSM32
			PG 29	---	---	---	---	---	---				---
1 1/4	35	40	NPT 1 1/4"	5335-HT	5345-HT	5355-HT	5335SST6HT	5345SST6HT	5355SST6HT	5265-HT	WMG-LT5	P CLIP/40	LNSS125
			ISO M40	---	---	---	9335SST6HT	9345SST6HT	9355SST6HT				LNSSM40
			PG 36	---	---	---	---	---	---				---
1 1/2	41	50	NPT 1 1/2"	5336-HT	5346-HT	5356-HT	5336SST6HT	5346SST6HT	5356SST6HT	5266-HT	WMG-LT6	P CLIP/50	LNSS150
			ISO M50	---	---	---	9336SST6HT	9346SST6HT	9356SST6HT				LNSSM50
			PG 42	---	---	---	---	---	---				---
2	53	63	NPT 2"	5337-HT	5347-HT	5357-HT	5337SST6HT	5347SST6HT	5357SST6HT	5267-HT	WMG-LT7	P CLIP/63	LNSS200
			ISO M63	---	---	---	9337SST6HT	9347SST6HT	9357SST6HT				LNSSM63
			PG 48	---	---	---	---	---	---				---
2 1/2	63	70	NPT 2 1/2"	5338-HT	5348-HT	5358-HT	---	---	---	5268-HT	WMG-LT8	P CLIP/75	---
			ISO ---	---	---	---	---	---	---				---
			PG ---	---	---	---	---	---	---				---
3	78	80	NPT 3"	5339-HT	5349-HT	5359-HT	---	---	---	5269-HT	WMG-LT9	---	---
			ISO ---	---	---	---	---	---	---				---
			PG ---	---	---	---	---	---	---				---
4	103	100	NPT 4"	5340-HT	5350-HT	5360-HT	---	---	---	5270-HT	WMG-LT10	---	---
			ISO ---	---	---	---	---	---	---				---
			PG ---	---	---	---	---	---	---				---
5	129	---	NPT 5"	5385-HT	---	---	---	---	---	---	---	---	---
			PG ---	---	---	---	---	---	---				---
			ISO ---	---	---	---	---	---	---				---
6	155	---	NPT 6"	5386-HT	---	---	---	---	---	---	---	---	---
			PG ---	---	---	---	---	---	---				---
			ISO ---	---	---	---	---	---	---				---

*Seal gaskets required for Liquid and dust tight installations
 **Locknuts must be ordered separately for 5300-NB LT Fittings

Computer Blue & Application Specific - Liquidtight flexible metal conduit

Type LTBU Computer Blue - UL Listed



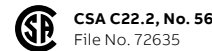
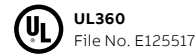
Type LTBU Computer Blue - UL Listed

Typically used in Computer rooms, Data centers and infrastructure where crush and impact resistance performance is required to protect vital power conductors and communication lines.

Materials: Galvanized Steel Core, Smooth PVC Jacket, with copper bonding wire from 3/8 to 1 1/4"

Colour: Blue (Standard), optional colours on request

Approvals



Conduit sizes 1/2" and up meets CSA Heavy duty requirements, when used with series 5200/5300 liquidtight fittings.

Trade Size			Coil Length										Specifications			
UL	CSA	ISO/ BS EN	Standard Carton			Small Reel			Bulk Reel				ID Range (Nominal)		Min. Inside Bend Radius	
Inch	mm	mm	Part No.	Ft	M	Part No.	Ft	M	Part No.	Ft	M	UL Bond Wire	Inch	mm	Inch	mm
3/8	12	16	LTBUS01L-C	100	30	LTBUS01L-K	500	150	LTBUS01L-L	1,000	300	Yes	0.484 to 0.505 (0.493)	12.3 to 12.8 (12.5)	2.0	51
1/2	16	20	LTBUS02L-C	100	30	LTBUS02L-K	500	150	LTBUS02L-L	1,000	300	Yes	0.622 to 0.642 (0.632)	15.8 to 16.3 (16.0)	3.0	76
3/4	21	25	LTBUS03L-C	100	30	LTBUS03L-K	500	150	LTBUS03L-L	1,000	300	Yes	0.820 to 0.840 (0.830)	20.8 to 21.3 (21.1)	4.2	107
1	27	32	LTBUS04L-C	100	30	LTBUS04L-J	400	120	---	---	---	Yes	1.041 to 1.066 (1.053)	25.4 to 27.1 (26.8)	5.5	140
1 1/4	35	40	LTBUS05L-B	50	15	LTBUS05L-E	200	60	---	---	---	Yes	1.380 to 1.410 (1.395)	35.1 to 35.8 (35.5)	7.0	178
1 1/2	41	50	LTBUS06L-B	50	15	LTBUS06L-D	150	45	---	---	---	No	1.575 to 1.600 (1.587)	40.0 to 40.6 (40.3)	4.5	114
2	53	63	LTBUS07L-B	50	15	LTBUS07L-C	100	30	---	---	---	No	2.020 to 2.045 (2.032)	51.3 to 51.9 (51.6)	6.0	152
2 1/2	63	70	LTBUS08L-A	25	8	---	---	---	---	---	---	No	2.480 to 2.505 (2.492)	63.0 to 63.6 (63.3)	8.0	203
3	78	80	LTBUS09L-A	25	8	---	---	---	---	---	---	No	3.070 to 3.100 (3.085)	78.0 to 78.7 (78.4)	10.0	254
4	103	100	LTBUS11L-A	25	8	---	---	---	---	---	---	No	4.000 to 4.040 (4.020)	101.6 to 102.6 (102.1)	12.0	305

System Ingress Ratings

UL 50E "Listed"	
Indoor	Type 4, 12, 13
Outdoor	Type 3, 3R, 4
CSA C22.2, No. 94	Type 3, 3R, 4, 12, 13
NEMA 250	Type 3, 3R, 4, 12, 14
IEC 60529	IP66, IP67

CSA certified for Direct Burial Application.

System Temperature Ratings

UL	Dry: -30 to +80°C (-22 to +176°F)
	Oil: -30 to +70°C (-22 to +158°F)
	Wet: -30 to +60°C (-22 to +140°F)
CSA	Dry: -30 to +75°C (-22 to +167°F)
IEC/CE	Gen: -25 to +90°C (-13 to +194°F)

For more information see Technical Data Sheet TDS000009. For download on our website. Please see also page H62 for more information.

Computer Blue & Application Specific- Liquidtight flexible metal conduit

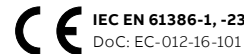
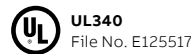
Type LTBU Application Specific Colours - UL Listed



Type LTBU Red - UL Listed

Typically used in fire control, security and emergency circuits

Approvals





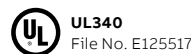
Trade Size			Coil Length					Specifications			
UL	CSA	ISO/ BS EN	Standard Carton			UL Bond Wire	ID Range (Nominal)		Min. Inside Bend Radius		
Inch	mm	mm	Part No.	Ft	M		Inch	mm	Inch	mm	
3/8	12	16	LTBUS01R-C	100	30	Yes	0.484 to 0.505 (0.493)	12.3 to 12.8 (12.5)	2.0	51	
1/2	16	20	LTBUS02R-C	100	30	Yes	0.622 to 0.642 (0.632)	15.8 to 16.3 (16.0)	3.0	76	
3/4	21	25	LTBUS03R-C	100	30	Yes	0.820 to 0.840 (0.830)	20.8 to 21.3 (21.1)	4.2	107	
1	27	32	LTBUS04R-C	100	30	Yes	1.041 to 1.066 (1.053)	25.4 to 27.1 (26.8)	5.5	140	
1 1/4	35	40	LTBUS05R-B	50	15	Yes	1.380 to 1.410 (1.395)	35.1 to 35.8 (35.5)	7.0	178	
1 1/2	41	50	LTBUS06R-B	50	15	No	1.575 to 1.600 (1.587)	40.0 to 40.6 (40.3)	4.5	114	
2	53	63	LTBUS07R-B	50	15	No	2.020 to 2.045 (2.032)	51.3 to 51.9 (51.6)	6.0	152	
2 1/2	63	70	LTBUS08R-A	25	8	No	2.480 to 2.505 (2.492)	63.0 to 63.6 (63.3)	8.0	203	
3	78	80	LTBUS09R-A	25	8	No	3.070 to 3.100 (3.085)	78.0 to 78.7 (78.4)	10.0	254	
4	103	100	LTBUS11R-A	25	8	No	4.000 to 4.040 (4.020)	101.6 to 102.6 (102.1)	12.0	305	



Type LTBU Yellow - UL Listed

Typically used in high voltage circuit, special equipment & caution areas

Approvals



Trade Size			Coil Length					Specifications			
UL	CSA	ISO/ BS EN	Standard Carton			UL Bond Wire	ID Range (Nominal)		Min. Inside Bend Radius		
Inch	mm	mm	Part No.	Ft	M		Inch	mm	Inch	mm	
3/8	12	16	LTBUS01Y-C	100	30	Yes	0.484 to 0.505 (0.493)	12.3 to 12.8 (12.5)	2.0	51	
1/2	16	20	LTBUS02Y-C	100	30	Yes	0.622 to 0.642 (0.632)	15.8 to 16.3 (16.0)	3.0	76	
3/4	21	25	LTBUS03Y-C	100	30	Yes	0.820 to 0.840 (0.830)	20.8 to 21.3 (21.1)	4.2	107	
1	27	32	LTBUS04Y-C	100	30	Yes	1.041 to 1.066 (1.053)	25.4 to 27.1 (26.8)	5.5	140	
1 1/4	35	40	LTBUS05Y-B	50	15	Yes	1.380 to 1.410 (1.395)	35.1 to 35.8 (35.5)	7.0	178	
1 1/2	41	50	LTBUS06Y-B	50	15	No	1.575 to 1.600 (1.587)	40.0 to 40.6 (40.3)	4.5	114	
2	53	63	LTBUS07Y-B	50	15	No	2.020 to 2.045 (2.032)	51.3 to 51.9 (51.6)	6.0	152	
2 1/2	63	70	LTBUS08Y-A	25	8	No	2.480 to 2.505 (2.492)	63.0 to 63.6 (63.3)	8.0	203	
3	78	80	LTBUS09Y-A	25	8	No	3.070 to 3.100 (3.085)	78.0 to 78.7 (78.4)	10.0	254	
4	103	100	LTBUS11Y-A	25	8	No	4.000 to 4.040 (4.020)	101.6 to 102.6 (102.1)	12.0	305	

System Ingress Ratings

UL 50E Listed	
Indoor	Type 4, 12, 13
Outdoor	Type 3, 3R, 4
CSA C22.2, No. 94	Type 3, 3R, 4, 12, 13
NEMA 250	Type 3, 3R, 4, 12, 14
IEC 60529	IP66, IP67

System Temperature Ratings

UL	Dry: -30 to +80°C (-22 to +176°F)
	Oil: -30 to +70°C (-22 to +158°F)
	Wet: -30 to +60°C (-22 to +140°F)
CSA	Dry: -30 to +75°C (-22 to +167°F)
IEC/CE	Gen: -25 to +90°C (-13 to +194°F)

For more information see
Technical Data Sheet TDS000009.
For download on our website.
Please see also page H72
for more information.

Computer Blue & Application Specific - Liquidtight flexible metal conduit

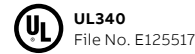
Type LTBU Application Specific Colours - UL Listed



Type LTBU Green - UL Listed

Typically used in critical care infrastructure in Hospitals and Health Care facilities, critical circuits

Approvals



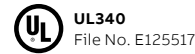
Trade Size			Coil Length				Specifications			
UL	CSA	ISO/ BS EN	Standard Carton			UL Bond Wire	ID Range (Nominal)		Min. Inside Bend Radius	
Inch	mm	mm	Part No.	Ft	M		Inch	mm	Inch	mm
3/8	12	16	LTBUS01N-C	100	30	Yes	0.484 to 0.505 (0.493)	12.3 to 12.8 (12.5)	2.0	51
1/2	16	20	LTBUS02N-C	100	30	Yes	0.622 to 0.642 (0.632)	15.8 to 16.3 (16.0)	3.0	76
3/4	21	25	LTBUS03N-C	100	30	Yes	0.820 to 0.840 (0.830)	20.8 to 21.3 (21.1)	4.2	107
1	27	32	LTBUS04N-C	100	30	Yes	1.041 to 1.066 (1.053)	25.4 to 27.1 (26.8)	5.5	140
1 1/4	35	40	LTBUS05N-B	50	15	Yes	1.380 to 1.410 (1.395)	35.1 to 35.8 (35.5)	7.0	178
1 1/2	41	50	LTBUS06N-B	50	15	No	1.575 to 1.600 (1.587)	40.0 to 40.6 (40.3)	4.5	114
2	53	63	LTBUS07N-B	50	15	No	2.020 to 2.045 (2.032)	51.3 to 51.9 (51.6)	6.0	152
2 1/2	63	70	LTBUS08N-A	25	8	No	2.480 to 2.505 (2.492)	63.0 to 63.6 (63.3)	8.0	203
3	78	80	LTBUS09N-A	25	8	No	3.070 to 3.100 (3.085)	78.0 to 78.7 (78.4)	10.0	254
4	103	100	LTBUS11N-A	25	8	No	4.000 to 4.040 (4.020)	101.6 to 102.6 (102.1)	12.0	305



Type LTBU Orange - UL Listed

Typically used on construction equipment, fiber optic circuits

Approvals



Trade Size			Coil Length				Specifications			
UL	CSA	ISO/ BS EN	Standard Carton			UL Bond Wire	ID Range (Nominal)		Min. Inside Bend Radius	
Inch	mm	mm	Part No.	Ft	M		Inch	mm	Inch	mm
3/8	12	16	LTBUS01E-C	100	30	Yes	0.484 to 0.505 (0.493)	12.3 to 12.8 (12.5)	2.0	51
1/2	16	20	LTBUS02E-C	100	30	Yes	0.622 to 0.642 (0.632)	15.8 to 16.3 (16.0)	3.0	76
3/4	21	25	LTBUS03E-C	100	30	Yes	0.820 to 0.840 (0.830)	20.8 to 21.3 (21.1)	4.2	107
1	27	32	LTBUS04E-C	100	30	Yes	1.041 to 1.066 (1.053)	25.4 to 27.1 (26.8)	5.5	140
1 1/4	35	40	LTBUS05E-B	50	15	Yes	1.380 to 1.410 (1.395)	35.1 to 35.8 (35.5)	7.0	178
1 1/2	41	50	LTBUS06E-B	50	15	No	1.575 to 1.600 (1.587)	40.0 to 40.6 (40.3)	4.5	114
2	53	63	LTBUS07E-B	50	15	No	2.020 to 2.045 (2.032)	51.3 to 51.9 (51.6)	6.0	152
2 1/2	63	70	LTBUS08E-A	25	8	No	2.480 to 2.505 (2.492)	63.0 to 63.6 (63.3)	8.0	203
3	78	80	LTBUS09E-A	25	8	No	3.070 to 3.100 (3.085)	78.0 to 78.7 (78.4)	10.0	254
4	103	100	LTBUS11E-A	25	8	No	4.000 to 4.040 (4.020)	101.6 to 102.6 (102.1)	12.0	305

System Ingress Ratings

UL 50E Listed

Indoor	Type 4, 12, 13
Outdoor	Type 3, 3R, 4
CSA C22.2, No. 94	Type 3, 3R, 4, 12, 13
NEMA 250	Type 3, 3R, 4, 12, 14
IEC 60529	IP66, IP67

System Temperature Ratings

UL	Dry: -30 to +80°C (-22 to +176°F)
	Oil: -30 to +70°C (-22 to +158°F)
	Wet: -30 to +60°C (-22 to +140°F)
CSA	Dry: -30 to +75°C (-22 to +167°F)
IEC/CE	Gen: -25 to +90°C (-13 to +194°F)

For more information see
Technical Data Sheet TDS000009.
For download on our website.
Please see also page H62
for more information.

Computer Blue & Application Specific - Fittings and accessories

Series 5300 Steel and nickel plated brass



Series 5300 Steel Liquidtight



Series 5300-NB Nickel Plated Brass Liquidtight

Approvals



Series 5200/5300 Steel Fittings - Trade sizes 1/2" to 4" meets CSA Heavy Duty requirements.

Fittings											Accessories			
Trade Size		Type	Series 5300 Steel Liquidtight			Series 5300-NB Nickel Plated Brass Liquidtight			*Sealing Gasket	Wire Mesh Grips	Conduit Support	Lock Nuts ** NPB		
UL Inch	CSA mm	ISO/BS EN mm	Std. Thread	Straight Part No.	45° Part No.	90° Part No.	Straight Part No.	45° Part No.	90° Part No.	Part No.	Part No.	Part No.	Part No.	
3/8	12	16	NPT 1/2"	5331	5341	5351	5331-NB	5341-NB	5351-NB	5261	WMG-LT1	P CLIP/16	LNB038	
			ISO M16	9330-NB	9340	9350	9330-NB	9340-NB	9350-NB				LNBM16	
			PG 13.5	7362	7342	7352	---	---	---				---	
1/2	16	20	NPT 1/2"	5332	5342	5352	5332-NB	5342-NB	5352-NB	5262	WMG-LT2	P CLIP/20	LNB050	
			ISO M20	9332-NB	9342	9352TB	9332-NB	9342-NB	9352-NB				LNBM20	
			PG 16	7363	7343	7353	---	---	---				---	
3/4	21	25	NPT 3/4"	5333	5343	5353	5333-NB	5343-NB	5353-NB	5263	WMG-LT3	P CLIP/25	LNB075	
			ISO M25	9333-NB	9343TB	9353TB	9333-NB	9343-NB	9353-NB				LNBM25	
			PG 21	7364	7344-TB	7354	---	---	---				---	
1	27	32	NPT 1"	5334	5344	5354	5334-NB	5344-NB	5354-NB	5264	WMG-LT4	P CLIP/32	LNB100	
			ISO M32	9334-NB	9344	9354TB	9334-NB	9344-NB	9354-NB				LNBM32	
			PG 29	7365	7345	7355	---	---	---				---	
1 1/4	35	40	NPT 1 1/4"	5335	5345	5355	5335-NB	5345-NB	5355-NB	5265	WMG-LT5	P CLIP/40	LNB125	
			ISO M40	9335-NB	9345	9355	9335-NB	9345-NB	9355-NB				LNBM40	
			PG 36	7366	7346	7356	---	---	---				---	
1 1/2	41	50	NPT 1 1/2"	5336	5346	5356	5336-NB	5346-NB	5356-NB	5266	WMG-LT6	P CLIP/50	LNB150	
			ISO M50	9336-NB	9346	9356	9336-NB	9346-NB	9356-NB				LNBM50	
			PG 42	7367	7347	7357	---	---	---				---	
2	53	63	NPT 2"	5337	5347	5357	5337-NB	5347-NB	5357-NB	5267	WMG-LT7	P CLIP/63	LNB200	
			ISO M63	9337-NB	9347	9357	9337-NB	9347-NB	9357-NB				LNBM63	
			PG 48	7368	7348-TB	7358	---	---	---				---	
2 1/2	63	70	NPT 2 1/2"	5338	5348	5358	5338-NB	---	---	5268	WMG-LT8	P CLIP/75	---	
			ISO ---	---	---	---	---	---	---				---	
			PG ---	---	---	---	---	---	---				---	
3	78	80	NPT 3"	5339	5349	5359	5339-NB	---	---	5269	WMG-LT9	---	---	
			ISO ---	---	---	---	---	---	---				---	
			PG ---	---	---	---	---	---	---				---	
4	103	100	NPT 4"	5340	5350	5360	5340-NB	---	---	5270	WMG-LT10	---	---	
			ISO ---	---	---	---	---	---	---				---	
			PG ---	---	---	---	---	---	---				---	

*Seal gaskets required for liquid and dust tight installations
 **Locknuts must be ordered separately for 5300-NB LT Fittings

Halogen Free - Liquidtight flexible metal conduit

Type LTZU - UL listed



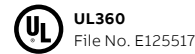
Type LTZU - Halogen Free

Halogen Free T&B Liquidtight Flexible Metal Conduit are designed for application where safety concerns exist regarding a materials reaction in a fire situation.

Materials: Galvanized Steel Core, Smooth TPU Jacket, with copper bonding wire from 3/8 to 1-1/4"

Colour: Black (Standard)

Approvals



Conduit sizes 1/2" and up meets CSA Heavy duty requirements, when used with series 5200/5300 liquidtight fittings.

Trade Size			Coil Length									Specifications				
UL	CSA	ISO/ BS EN	Standard Carton			Small Reel			Bulk Reel			UL Bond Wire	ID Range (Nominal)		Min. Inside Bend Radius	
Inch	mm	mm	Part No.	Ft	M	Part No.	Ft	M	Part No.	Ft	M		Inch	mm	Inch	mm
3/8	12	16	LTZUS01B-C	100	30	LTZUS01B-K	500	150	LTZUS01B-L	1,000	300	Yes	0.484 to 0.505 (0.493)	12.3 to 12.8 (12.5)	2.0	51
1/2	16	20	LTZUS02B-C	100	30	LTZUS02B-K	500	150	LTZUS02B-L	1,000	300	Yes	0.622 to 0.642 (0.632)	15.8 to 16.3 (16.0)	3.0	76
3/4	21	25	LTZUS03B-C	100	30	LTZUS03B-K	500	150	LTZUS03B-L	1,000	300	Yes	0.820 to 0.840 (0.830)	20.8 to 21.3 (21.1)	4.2	107
1	27	32	LTZUS04B-C	100	30	LTZUS04B-J	400	120	---	---	---	Yes	1.041 to 1.066 (1.053)	25.4 to 27.1 (26.8)	5.5	140
1 1/4	35	40	LTZUS05B-B	50	15	LTZUS05B-E	200	60	---	---	---	Yes	1.380 to 1.410 (1.395)	35.1 to 35.8 (35.5)	7.0	178
1 1/2	41	50	LTZUS06B-B	50	15	LTZUS06B-D	150	45	---	---	---	No	1.575 to 1.600 (1.587)	40.0 to 40.6 (40.3)	4.5	114
2	53	63	LTZUS07B-B	50	15	LTZUS07B-C	100	30	---	---	---	No	2.020 to 2.045 (2.032)	51.3 to 51.9 (51.6)	6.0	152
2 1/2	63	70	LTZUS08B-A	25	8	LTZUS08B-G	275	80	---	---	---	No	2.480 to 2.505 (2.492)	63.0 to 63.6 (63.3)	8.0	203
3	78	80	LTZUS09B-A	25	8	LTZUS09B-P	175	50	---	---	---	No	3.070 to 3.100 (3.085)	78.0 to 78.7 (78.4)	10.0	254
4	103	100	LTZUS11B-A	25	8	LTZUS11B-C	100	30	---	---	---	No	4.000 to 4.040 (4.020)	101.6 to 102.6 (102.1)	12.0	305

System Ingress Ratings

UL 50E "Listed"	
Indoor	Type 4, 12, 13
Outdoor	Type 3, 3R, 4
CSA C22.2, No. 94	Type 3, 3R, 4, 12, 13
NEMA 250	Type 3, 3R, 4, 12, 14
IEC 60529	IP66, IP67

System Temperature Ratings

UL	Dry: -40 to +80°C (-40 to +176°F)
	Oil: -40 to +70°C (-40 to +158°F)
	Wet: -40 to +60°C (-40 to +140°F)
CSA	Dry: -30 to +60°C (-40 to +140°F)
	Oil: -40 to +60°C (-40 to +140°F)
	Wet: -40 to +60°C (-40 to +140°F)
IEC/CE	Gen: -45 to +90°C (-49 to +194°F)

For more information see Technical Data Sheet TDS000010. For download on our website. Please see also page H62 for more information.

Halogen Free - Liquidtight flexible metal conduit

Type LTZE - CE certified




Type LTZE - Halogen Free

Halogen Free T&B Liquidtight Flexible Metal Conduit are designed for application where safety concerns exist regarding a materials reaction in a fire situation

Materials: Galvanized Steel Core, Smooth TPU Jacket

Colour: Black (Standard)

Approvals

 IEC EN 61386-1, -23
DoC: EC-012-16-169



Trade Size			Coil Length									Specifications				
UL	CSA	ISO/ BS EN	Standard Carton			Small Reel			Bulk Reel			UL Bond Wire	ID Range (Nominal)		Min. Inside Bend Radius	
Inch	mm	mm	Part No.	Ft	M	Part No.	Ft	M	Part No.	Ft	M		Inch	mm	Inch	mm
3/8	12	16	LTZES01B-C	100	30	LTZES01B-K	500	150	LTZES01B-L	1,000	300	No	0.484 to 0.505 (0.493)	12.3 to 12.8 (12.5)	1.5	38
1/2	16	20	LTZES02B-C	100	30	LTZES02B-K	500	150	LTZES02B-L	1,000	300	No	0.622 to 0.642 (0.632)	15.8 to 16.3 (16.0)	2.0	51
3/4	21	25	LTZES03B-C	100	30	LTZES03B-K	500	150	LTZES03B-L	1,000	300	No	0.820 to 0.840 (0.830)	20.8 to 21.3 (21.1)	2.5	64
1	27	32	LTZES04B-C	100	30	LTZES04B-J	400	120	---	---	---	No	1.041 to 1.066 (1.053)	25.4 to 27.1 (26.8)	3.0	76
1 1/4	35	40	LTZES05B-B	50	15	LTZES05B-E	200	60	---	---	---	No	1.380 to 1.410 (1.395)	35.1 to 35.8 (35.5)	3.5	89
1 1/2	41	50	LTZES06B-B	50	15	LTZES06B-D	150	45	---	---	---	No	1.575 to 1.600 (1.587)	40.0 to 40.6 (40.3)	4.5	114
2	53	63	LTZES07B-B	50	15	LTZES07B-C	100	30	---	---	---	No	2.020 to 2.045 (2.032)	51.3 to 51.9 (51.6)	5.5	140
2 1/2	63	70	LTZES08B-A	25	8	LTZES08B-G	275	80	---	---	---	No	2.480 to 2.505 (2.492)	63.0 to 63.6 (63.3)	8.0	203
3	78	80	LTZES09B-A	25	8	LTZES09B-P	175	50	---	---	---	No	3.070 to 3.100 (3.085)	78.0 to 78.7 (78.4)	10.0	254
4	103	100	LTZES11B-A	25	8	LTZES11B-C	100	30	---	---	---	No	4.000 to 4.040 (4.020)	101.6 to 102.6 102.1	12.0	305
5	129	---	LTZES12B-A	25	8	---	---	---	---	---	---	No	3.070 to 3.100 (3.085)	78.0 to 78.7 (78.4)	17.5	445
6	155	---	LTZES13B-A	25	8	---	---	---	---	---	---	No	4.000 to 4.040 (4.020)	101.6 to 102.6 (102.1)	22.5	572

System Ingress Ratings

UL 50E "Tested"

Indoor Type 4, 12, 13

Outdoor Type 3, 3R, 4

CSA C22.2, No. 94 Type 3, 3R, 4, 12, 13

NEMA 250 Type 3, 3R, 4, 12, 14

IEC 60529 IP66, IP67

System Temperature Ratings

Gen Dry: -40 to +80°C (-40 to +176°F)

Oil: -40 to +70°C (-40 to +158°F)

Wet: -40 to +60°C (-40 to +140°F)

IEC/CE: Gen: -45 to +90°C (+49 to +194°F)

For more information see
Technical Data Sheet TDS000011.
For download on our website.
Please see also page H62
for more information.

Halogen Free - Liquidtight flexible metal conduit

Type LTLE Aluminum - CE certified



Type LTLE Aluminum - CE Certified

Aluminum Halogen Free, CE Certified, T&B Liquidtight Flexible Metallic Conduit are designed for applications with light weight requirements where safety concerns exist rearing a materials reaction in a fire situation

Materials: Aluminum Core, Smooth TPU Jacket

Colour: Gray (Standard), Black (Optional)

Approvals



Trade Size			Coil Length									Specifications				
UL	CSA	ISO/ BS EN	Standard Carton			Small Reel			Bulk Reel			UL Bond Wire	ID Range (Nominal)		Min. Inside Bend Radius	
Inch	mm	mm	Part No.	Ft	M	Part No.	Ft	M	Part No.	Ft	M		Inch	mm	Inch	mm
3/8	12	16	LTLES01G-C	100	30	LTLES01G-K	500	150	LTLES01G-L	1,000	300	No	0.484 to 0.505 (0.493)	12.3 to 12.8 (12.5)	1.5	38
1/2	16	20	LTLES02G-C	100	30	LTLES02G-K	500	150	LTLES02G-L	1,000	300	No	0.622 to 0.642 (0.632)	15.8 to 16.3 (16.0)	2.0	51
3/4	21	25	LTLES03G-C	100	30	LTLES03G-K	500	150	LTLES03G-L	1,000	300	No	0.820 to 0.840 (0.830)	20.8 to 21.3 (21.1)	2.5	64
1	27	32	LTLES04G-C	100	30	LTLES04G-J	400	120	---	---	---	No	1.041 to 1.066 (1.053)	25.4 to 27.1 (26.8)	3.0	76
1 1/4	35	40	LTLES05G-B	50	15	LTLES05G-E	200	60	---	---	---	No	1.380 to 1.410 (1.395)	35.1 to 35.8 (35.5)	3.5	89
1 1/2	41	50	LTLES06G-B	50	15	LTLES06G-D	150	45	---	---	---	No	1.575 to 1.600 (1.587)	40.0 to 40.6 (40.3)	4.5	114
2	53	63	LTLES07G-B	50	15	LTLES07G-C	100	30	---	---	---	No	2.020 to 2.045 (2.032)	51.3 to 51.9 (51.6)	5.5	140
2 1/2	63	70	LTLES08G-A	25	8	LTLES08G-G	275	80	---	---	---	No	2.480 to 2.505 (2.492)	63.0 to 63.6 (63.3)	8.0	203
3	78	80	LTLES09G-A	25	8	LTLES09G-P	175	50	---	---	---	No	3.070 to 3.100 (3.085)	78.0 to 78.7 (78.4)	10.0	254
4	103	100	LTLES11G-A	25	8	LTLES11B-C	100	30	---	---	---	No	4.000 to 4.040 (4.020)	101.6 to 102.6 (102.1)	12.0	305

System Ingress Ratings

UL 50E "Tested"	
Indoor	Type 4, 12, 13
Outdoor	Type 3, 3R, 4
CSA C22.2, No. 94	Type 3, 3R, 4, 12, 13
NEMA 250	Type 3, 3R, 4, 12, 14
IEC 60529	IP66, IP67

System Temperature Ratings

Gen	Dry: -40 to +80°C (-40 to +176°F)
	Oil: -40 to +70°C (-40 to +158°F)
	Wet: -40 to +60°C (-40 to +140°F)
IEC/CE:	Gen: -45 to +90°C (+49 to +194°F)

For more information see Technical Data Sheet TDS000012. For download on our website. Please see also page H62 for more information.

Wide & Extreme Temperature - Fittings and accessories

Series 5300-HT/ 5300SST6HT - High Temperature

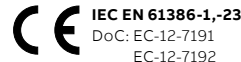
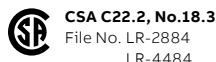
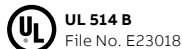


Series 5300-HT Liquidtight High Temp



Series 5300SST6HT High Temp

Approvals



Fittings													Accessories			
Series 5300-HT "High Temp"													Series 5300SST6HT SST 316 "High Temp"			
Trade Size		Type		Insulated			Insulated			*Seal Gasket	Wire Mesh Grips	Conduit Support	**Lock Nuts SST			
UL Inch	CSA mm	ISO/BS EN mm	Std. Thread	Straight Part No.	45° Part No.	90° Part No.	Straight Part No.	45° Part No.	90° Part No.	Part No.	Part No.	Part No.	Part No.			
3/8	12	16	NPT 1/2"	5331-HT	5341-HT	5351-HT	5331SST6HT	5341SST6HT	5351SST6HT	5261-HT	WMG-LT1	P CLIP/16	LNSS038			
			ISO M16	---	---	---	9330SST6HT	9340SST6HT	9350SST6HT	---	---	---	LNSSM16			
			PG 13.5	---	---	---	---	---	---	---	---	---	---			
1/2	16	20	NPT 1/2"	5332-HT	5342-HT	5352-HT	5332SST6HT	5342SST6HT	5352SST6HT	5262-HT	WMG-LT2	P CLIP/20	LNSS050			
			ISO M20	---	---	---	9332SST6HT	9342SST6HT	9352SST6HT	---	---	---	LNSSM20			
			PG 16	---	---	---	---	---	---	---	---	---	---			
3/4	21	25	NPT 3/4"	5333-HT	5343-HT	5353-HT	5333SST6HT	5343SST6HT	5353SST6HT	5263-HT	WMG-LT3	P CLIP/25	LNSS075			
			ISO M25	---	---	---	9333SST6HT	9343SST6HT	9353SST6HT	---	---	---	LNSSM25			
			PG 21	---	---	---	---	---	---	---	---	---	---			
1	27	32	NPT 1"	5334-HT	5344-HT	5354-HT	5334SST6HT	5344SST6HT	5354SST6HT	5264-HT	WMG-LT4	P CLIP/32	LNSS100			
			ISO M32	---	---	---	9334SST6HT	9344SST6HT	9354SST6HT	---	---	---	LNSSM32			
			PG 29	---	---	---	---	---	---	---	---	---	---			
1 1/4	35	40	NPT 1 1/4"	5335-HT	5345-HT	5355-HT	5335SST6HT	5345SST6HT	5355SST6HT	5265-HT	WMG-LT5	P CLIP/40	LNSS125			
			ISO M40	---	---	---	9335SST6HT	9345SST6HT	9355SST6HT	---	---	---	LNSSM40			
			PG 36	---	---	---	---	---	---	---	---	---	---			
1 1/2	41	50	NPT 1 1/2"	5336-HT	5346-HT	5356-HT	5336SST6HT	5346SST6HT	5356SST6HT	5266-HT	WMG-LT6	P CLIP/50	LNSS150			
			ISO M50	---	---	---	9336SST6HT	9346SST6HT	9356SST6HT	---	---	---	LNSSM50			
			PG 42	---	---	---	---	---	---	---	---	---	---			
2	53	63	NPT 2"	5337-HT	5347-HT	5357-HT	5337SST6HT	5347SST6HT	5357SST6HT	5267-HT	WMG-LT7	P CLIP/63	LNSS200			
			ISO M63	---	---	---	9337SST6HT	9347SST6HT	9357SST6HT	---	---	---	LNSSM63			
			PG 48	---	---	---	---	---	---	---	---	---	---			
2 1/2	63	70	NPT 2 1/2"	5338-HT	5348-HT	5358-HT	---	---	---	5268-HT	WMG-LT8	P CLIP/75	---			
			ISO ---	---	---	---	---	---	---	---	---	---	---			
			PG ---	---	---	---	---	---	---	---	---	---	---			
3	78	80	NPT 3"	5339-HT	5349-HT	5359-HT	---	---	---	5269-HT	WMG-LT9	---	---			
			ISO ---	---	---	---	---	---	---	---	---	---	---			
			PG ---	---	---	---	---	---	---	---	---	---	---			
4	103	100	NPT 4"	5340-HT	5350-HT	5360-HT	---	---	---	5270-HT	WMG-LT10	---	---			
			ISO ---	---	---	---	---	---	---	---	---	---	---			
			PG ---	---	---	---	---	---	---	---	---	---	---			
5	129	---	NPT 5"	5385-HT	---	---	---	---	---	---	---	---	---			
			PG ---	---	---	---	---	---	---	---	---	---	---			
			ISO ---	---	---	---	---	---	---	---	---	---	---			
6	155	---	NPT 6"	5386-HT	---	---	---	---	---	---	---	---	---			
			PG ---	---	---	---	---	---	---	---	---	---	---			
			ISO ---	---	---	---	---	---	---	---	---	---	---			

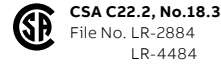
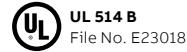
*Seal gaskets required for Liquid and dust tight installations
 **Locknuts must be ordered separately for 5300-NB LT Fittings

Halogen Free - Fittings and accessories

Series 5200AL Aluminum



Approvals



Series 5200AL

Fittings										Accessories		
Series 5300 Aluminum Liquidtight										Series 5200AL GR Aluminum Liquidtight		
Trade Size		Type		Insulated			Non-Insulated			Sealing Gasket Part No.	Wire Mesh Grips Part No.	Conduit Support Part No.
UL Inch	CSA mm	ISO/BS EN mm	Std. Thread	Straight Part No.	45° Part No.	90° Part No.	Straight Part No.	45° Part No.	90° Part No.			
3/8	12	16	NPT 3/2"	5231AL	---	5251AL	5231ALGR	---	5251ALGR	5261	WMG-LT1	P CLIP/16
			ISO M16	---	---	---	---	---				
			PG 13.5	---	---	---	---	---				
1/2	16	20	NPT 3/2"	5232AL	---	5252AL	5232ALGR	---	5252ALGR	5262	WMG-LT2	P CLIP/20
			ISO M20	---	---	---	---	---				
			PG 16	---	---	---	---	---				
3/4	21	25	NPT 3/4"	5233AL	---	5253AL	5233ALGR	---	5253ALGR	5263	WMG-LT3	P CLIP/25
			ISO M25	---	---	---	---	---				
			PG 21	---	---	---	---	---				
1	27	32	NPT 1"	5234AL	---	5254AL	5234ALGR	---	5254ALGR	5264	WMG-LT4	P CLIP/32
			ISO M32	---	---	---	---	---				
			PG 29	---	---	---	---	---				
1 1/4	35	40	NPT 1 1/4"	5235AL	---	5255AL	5235ALGR	---	5255ALGR	5265	WMG-LT5	P CLIP/40
			ISO M40	---	---	---	---	---				
			PG 36	---	---	---	---	---				
1 1/2	41	50	NPT 1 1/2"	5236AL	---	5256AL	5236ALGR	---	5256ALGR	5266	WMG-LT6	P CLIP/50
			ISO M50	---	---	---	---	---				
			PG 42	---	---	---	---	---				
2	53	63	NPT 2"	5237AL	---	5257AL	5237ALGR	---	5257ALGR	5267	WMG-LT7	P CLIP/63
			ISO M63	---	---	---	---	---				
			PG 48	---	---	---	---	---				
2 1/2	63	70	NPT 2 1/2"	5238AL	---	---	5238ALGR	---	---	5268	WMG-LT8	P CLIP/75
			ISO ---	---	---	---	---	---				
			PG ---	---	---	---	---	---				
3	78	80	NPT 3"	5239AL	---	---	5239ALGR	---	---	5269	WMG-LT9	---
			ISO ---	---	---	---	---	---				
			PG ---	---	---	---	---	---				
4	103	100	NPT 4"	5240AL	---	---	5240ALGR	---	---	5270	WMG-LT10	---
			ISO ---	---	---	---	---	---				
			PG ---	---	---	---	---	---				

*Seal gaskets required for Liquid and dust tight installations

EMI/RFI - Liquidtight flexible metal conduit

Type LTEU Standard performance - UL listed



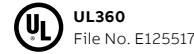
Type LTEU EMI/RFI - Standard performance

Type LTEU EMI/RFI Protective T&B Liquidtight Flexible Metallic Conduit is UL Listed, and provides a tinned copper braid shield. The braid offers a minimum of 90% coverage resulting in a shielding effectiveness range from 120 dB @ 1MHz to 61 dB @ 1 GHz.

Materials: Galvanized Steel Core, Smooth PVC Jacket, with copper bonding wire from 3/8 to 1-1/4"

Colour: Black (Standard)

Approvals



Trade Size			Coil Length									Specifications				
UL	CSA	ISO/ BS EN	Standard Carton			Small Reel			Bulk Reel			UL Bond Wire	ID Range (Nominal)		Min. Inside Bend Radius	
Inch	mm	mm	Part No.	Ft	M	Part No.	Ft	M	Part No.	Ft	M		Inch	mm	Inch	mm
3/8	12	16	LTEUS01B-C	100	30	LTEUS01B-K	500	150	LTEUS01B-L	1,000	300	Yes	0.484 to 0.505 (0.493)	12.3 to 12.8 (12.5)	2.0	51
1/2	16	20	LTEUS02B-C	100	30	LTEUS02B-K	500	150	LTEUS02B-L	1,000	300	Yes	0.622 to 0.642 (0.632)	15.8 to 16.3 (16.0)	3.0	76
3/4	21	25	LTEUS03B-C	100	30	LTEUS03B-K	500	150	LTEUS03B-L	1,000	300	Yes	0.820 to 0.840 (0.830)	20.8 to 21.3 (21.1)	4.2	107
1	27	32	LTEUS04B-C	100	30	LTEUS04B-J	400	120	---	---	---	Yes	1.041 to 1.066 (1.053)	25.4 to 27.1 (26.8)	5.5	140
1 1/4	35	40	LTEUS05B-B	50	15	LTEUS05B-E	200	60	---	---	---	Yes	1.380 to 1.410 (1.395)	35.1 to 35.8 (35.5)	7.0	178
1 1/2	41	50	LTEUS06B-B	50	15	LTEUS06B-D	150	45	---	---	---	No	1.575 to 1.600 (1.587)	40.0 to 40.6 (40.3)	4.5	114
2	53	63	LTEUS07B-B	50	15	LTEUS07B-C	100	30	---	---	---	No	2.020 to 2.045 (2.032)	51.3 to 51.9 (51.6)	6.0	152

System Ingress Ratings

UL 50E "Listed"	
Indoor	Type 4, 12, 13
Outdoor	Type 3, 3R, 4
CSA C22.2, No. 94	Type 3, 3R, 4, 12, 13
NEMA 250	Type 3, 3R, 4, 12, 14
IEC 60529	IP66, IP67

System Temperature Ratings

UL	Dry: -30 to +80°C (-22 to +176°F)
	Oil: -30 to +70°C (-22 to +158°F)
	Wet: -30 to +60°C (-22 to +140°F)
IEC/CE	Gen: -25 to +90°C (-13 to +194°F)

EMI/RFI - Liquidtight flexible metal conduit

Type LTME Mid performance - CE certified



Type LTME EMI/RFI - Mid performance

Type LTME EMI/RFI Protective T&B Liquidtight Flexible Metallic Conduit is CE certified, supplied with bronze core

Shielding effectiveness range from 112 dB @ 1MHz to 109 dB @ 1 GHz.

Materials: Bronze Core, Smooth PVC Jacket

Colour: Black (Standard)

Approvals



Trade Size			Coil Length									Specifications				
UL	CSA	ISO/ BS EN	Standard Carton			Small Reel			Bulk Reel			UL Bond Wire	ID Range (Nominal)		Min. Inside Bend Radius	
Inch	mm	mm	Part No.	Ft	M	Part No.	Ft	M	Part No.	Ft	M		Inch	mm	Inch	mm
3/8	12	16	LTMES01B-C	100	30	LTMES01B-K	500	150	LTMES01B-L	1,000	300	No	0.484 to 0.505 (0.493)	12.3 to 12.8 (12.5)	1.5	38
1/2	16	20	LTMES02B-C	100	30	LTMES02B-K	500	150	LTMES02B-L	1,000	300	No	0.622 to 0.642 (0.632)	15.8 to 16.3 (16.0)	2.0	51
3/4	21	25	LTMES03B-C	100	30	LTMES03B-K	500	150	LTMES03B-L	1,000	300	No	0.820 to 0.840 (0.830)	20.8 to 21.3 (21.1)	2.5	64
1	27	32	LTMES04B-C	100	30	LTMES04B-J	400	120	---	---	---	No	1.041 to 1.066 (1.053)	25.4 to 27.1 (26.8)	3.0	76
1 1/4	35	40	LTMES05B-B	50	15	LTMES05B-E	200	60	---	---	---	No	1.380 to 1.410 (1.395)	35.1 to 35.8 (35.5)	3.5	89
1 1/2	41	50	LTMES06B-B	50	15	LTMES06B-D	150	45	---	---	---	No	1.575 to 1.600 (1.587)	40.0 to 40.6 (40.3)	4.5	114
2	53	63	LTMES07B-B	50	15	LTMES07B-C	100	30	---	---	---	No	2.020 to 2.045 (2.032)	51.3 to 51.9 (51.6)	5.5	140
2 1/2	63	70	LTMES08B-A	25	8	---	---	---	---	---	---	No	2.480 to 2.505 (2.492)	63.0 to 63.6 (63.3)	8.0	203
3	78	80	LTMES09B-A	25	8	---	---	---	---	---	---	No	3.070 to 3.100 (3.085)	78.0 to 78.7 (78.4)	10.0	254
4	103	100	LTMES11B-A	25	8	---	---	---	---	---	---	No	4.000 to 4.040 (4.020)	101.6 to 102.6 102.1	12.0	305

System Ingress Ratings

UL 50E "Tested"

Indoor Type 4, 12, 13

Outdoor Type 3, 3R, 4

CSA C22.2, No. 94 Type 3, 3R, 4, 12, 13

NEMA 250 Type 3, 3R, 4, 12, 14

IEC 60529 IP66, IP67

System Temperature Ratings

Gen Dry: -20 to +80°C (-4 to +176°F)

Oil: -20 to +70°C (-4 to +158°F)

Wet: -20 to +60°C (-4 to +140°F)

IEC/CE: Gen: -15 to +60°C (+5 to +140°F)

EMI/RFI - Liquidtight flexible metal conduit

Type LTCE High performance - CE certified



Type LTCE EMI/RFI - High performance

Type LTCE EMI/RFI Protective T&B Liquidtight Flexible Metallic Conduit is CE certified, and provides a tinned copper braid over a bronze core Shielding effectiveness range from 105 dB @ 1MHz to 124 dB @ 1 GHz.

Materials: Bronze Core, Smooth PVC Jacket

Colour: Black (Standard)

Approvals



Trade Size			Coil Length										Specifications			
UL	CSA	ISO/ BS EN	Standard Carton			Small Reel			Bulk Reel				ID Range (Nominal)		Min. Inside Bend Radius	
Inch	mm	mm	Part No.	Ft	M	Part No.	Ft	M	Part No.	Ft	M	UL Bond Wire	Inch	mm	Inch	mm
3/8	12	16	LTCES01B-C	100	30	LTCES01B-K	500	150	---	---	---	No	0.484 to 0.505 (0.493)	12.3 to 12.8 (12.5)	1.5	38
1/2	16	20	LTCES02B-C	100	30	LTCES02B-K	500	150	---	---	---	No	0.622 to 0.642 (0.632)	15.8 to 16.3 (16.0)	2.0	51
3/4	21	25	LTCES03B-C	100	30	LTCES03B-K	500	150	---	---	---	No	0.820 to 0.840 (0.830)	20.8 to 21.3 (21.1)	2.5	64
1	27	32	LTCES04B-C	100	30	LTCES04B-J	400	120	---	---	---	No	1.041 to 1.066 (1.053)	25.4 to 27.1 (26.8)	3.0	76
1 1/4	35	40	LTCES05B-B	50	15	LTCES05B-E	200	60	---	---	---	No	1.380 to 1.410 (1.395)	35.1 to 35.8 (35.5)	3.5	89
1 1/2	41	50	LTCES06B-B	50	15	LTCES06B-D	150	45	---	---	---	No	1.575 to 1.600 (1.587)	40.0 to 40.6 (40.3)	4.5	114
2	53	63	LTCES07B-B	50	15	LTCES07B-C	100	30	---	---	---	No	2.020 to 2.045 (2.032)	51.3 to 51.9 (51.6)	5.5	140

System Ingress Ratings

UL 50E "Tested"	
Indoor	Type 4, 12, 13
Outdoor	Type 3, 3R, 4
CSA C22.2, No. 94	Type 3, 3R, 4, 12, 13
NEMA 250	Type 3, 3R, 4, 12, 14
IEC 60529	IP66, IP67

System Temperature Ratings

Gen	Dry: -20 to +80°C (-4 to +176°F)
	Oil: -20 to +70°C (-4 to +158°F)
	Wet: -20 to +60°C (-4 to +140°F)
IEC/CE:	Gen: -15 to +60°C (+5 to +140°F)

EMI/RFI - Fittings and accessories

Series 5300 - Steel/Series 5300-NB - Nickel Plated Brass

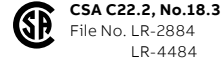
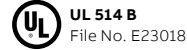


Series 5300 Steel Liquidtight



Series 5300-NB Nickel Plated Brass Liquidtight

Approvals




Series 5200/5300 Steel Fittings - Trade sizes 1/2" to 4" meets CSA Heavy Duty requirements.

Fittings											Accessories						
Series 5300 Steel Liquidtight											Series 5300-NB Nickel Plated Brass Liquidtight						
Insulated											Insulated						
Type											Type						
Trade Size	ISO/BS EN		Type		Straight			45°			90°			*Seal Gasket	Wire Mesh Grips	Conduit Support	Lock Nuts
UL Inch	CSA mm	BS EN mm	Std.	Thread	Part No.	Part No.	Part No.	Part No.	Part No.	Part No.	Part No.	Part No.	Part No.	Part No.	Part No.	Part No.	**NPB Part No.
3/8	12	16	NPT	1/2"	5331	5341	5351	5331-NB	5341-NB	5351-NB	5261	WMG-LT1	P CLIP/16	LNB038			
			ISO	M16	9330-NB	9340	9350	9330-NB	9340-NB	9350-NB				LNBM16			
			PG	13.5	7362	7342	7352	---	---	---				---			
1/2	16	20	NPT	1/2"	5332	5342	5352	5332-NB	5342-NB	5352-NB	5262	WMG-LT2	P CLIP/20	LNB050			
			ISO	M20	9332-NB	9342	9352TB	9332-NB	9342-NB	9352-NB				LNBM20			
			PG	16	7363	7343	7353	---	---	---				---			
3/4	21	25	NPT	3/4"	5333	5343	5353	5333-NB	5343-NB	5353-NB	5263	WMG-LT3	P CLIP/25	LNB075			
			ISO	M25	9333-NB	9343TB	9353TB	9333-NB	9343-NB	9353-NB				LNBM25			
			PG	21	7364	7344-TB	7354	---	---	---				---			
1	27	32	NPT	1"	5334	5344	5354	5334-NB	5344-NB	5354-NB	5264	WMG-LT4	P CLIP/32	LNB100			
			ISO	M32	9334-NB	9344	9354TB	9334-NB	9344-NB	9354-NB				LNBM32			
			PG	29	7365	7345	7355	---	---	---				---			
1 1/4	35	40	NPT	1-1/4"	5335	5345	5355	5335-NB	5345-NB	5355-NB	5265	WMG-LT5	P CLIP/40	LNB125			
			ISO	M40	9335-NB	9345	9355	9335-NB	9345-NB	9355-NB				LNBM40			
			PG	36	7366	7346	7356	---	---	---				---			
1 1/2	41	50	NPT	1-1/2"	5336	5346	5356	5336-NB	5346-NB	5356-NB	5266	WMG-LT6	P CLIP/50	LNB150			
			ISO	M50	9336-NB	9346	9356	9336-NB	9346-NB	9356-NB				LNBM50			
			PG	42	7367	7347	7357	---	---	---				---			
2	53	63	NPT	2"	5337	5347	5357	5337-NB	5347-NB	5357-NB	5267	WMG-LT7	P CLIP/63	LNB200			
			ISO	M63	9337-NB	9347	9357	9337-NB	9347-NB	9357-NB				LNBM63			
			PG	48	7368	7348-TB	7358	---	---	---				---			
2 1/2	63	70	NPT	2-1/2"	5338	5348	5358	5338-NB	---	---	5268	WMG-LT8	P CLIP/75	---			
			ISO	---	---	---	---	---	---	---				---			
			PG	---	---	---	---	---	---	---				---			
3	78	80	NPT	3"	5339	5349	5359	5339-NB	---	---	5269	WMG-LT9	---	---			
			ISO	---	---	---	---	---	---	---				---			
			PG	---	---	---	---	---	---	---				---			
4	103	100	NPT	4"	5340	5350	5360	5340-NB	---	---	5270	WMG-LT10	---	---			
			ISO	---	---	---	---	---	---	---				---			
			PG	---	---	---	---	---	---	---				---			

*Seal gaskets required for Liquid and dust tight installations
 **Locknuts must be ordered separately for 5300-NB LT Fittings

Stainless Steel - Liquidtight flexible metal conduit

Type LT4GE SST 304 - CE Certified



Type LT4GE SST 304 - General Purpose

Stainless Steel 304 General Purpose, CE Certified Flexible Metallic Conduit provide excellent strength, corrosion protection and Liquidtight performance

Materials: Stainless Steel 304, Smooth PVC Jacket

Colour: Clear (Standard), Grey (Optional)

Approvals



Trade Size			Coil Length									Specifications				
UL	CSA	ISO/ BS EN	Standard Carton			Small Reel			Bulk Reel			UL Bond Wire	ID Range (Nominal)		Min. Inside Bend Radius	
Inch	mm	mm	Part No.	Ft	M	Part No.	Ft	M	Part No.	Ft	M		Inch	mm	Inch	mm
3/8	12	16	LT4GES01C-C	100	30	LT4GES01C-K	500	150	LT4GES01C-L	1,000	300	No	0.484 to 0.505 (0.493)	12.3 to 12.8 (12.5)	2.0	51
1/2	16	20	LT4GES02C-C	100	30	LT4GES02C-K	500	150	LT4GES02C-L	1,000	300	No	0.622 to 0.642 (0.632)	15.8 to 16.3 (16.0)	3.0	76
3/4	21	25	LT4GES03C-C	100	30	LT4GES03C-K	500	150	LT4GES03C-L	1,000	300	No	0.820 to 0.840 (0.830)	20.8 to 21.3 (21.1)	4.2	107
1	27	32	LT4GES04C-C	100	30	LT4GES04C-J	400	120	---	---	---	No	1.041 to 1.066 (1.053)	25.4 to 27.1 (26.8)	5.5	140
1 1/4	35	40	LT4GES05C-B	50	15	LT4GES05C-E	200	60	---	---	---	No	1.380 to 1.410 (1.395)	35.1 to 35.8 (35.5)	7.0	178
1 1/2	41	50	LT4GES06C-B	50	15	LT4GES06C-D	150	45	---	---	---	No	1.575 to 1.600 (1.587)	40.0 to 40.6 (40.3)	4.5	114
2	53	63	LT4GES07C-B	50	15	LT4GES07C-C	100	30	---	---	---	No	2.020 to 2.045 (2.032)	51.3 to 51.9 (51.6)	6.0	152
2 1/2	63	70	LT4GES08C-A	25	8	---	275	80	---	---	---	No	2.480 to 2.505 (2.492)	63.0 to 63.6 (63.3)	8.0	203
3	78	80	LT4GES09C-A	25	8	---	175	50	---	---	---	No	3.070 to 3.100 (3.085)	78.0 to 78.7 (78.4)	10.0	254
4	103	100	LT4GES11C-A	25	8	---	100	30	---	---	---	No	4.000 to 4.040 (4.020)	101.6 to 102.6 (102.1)	12.0	305

System Ingress Ratings

UL 50E "Tested"	
Indoor	Type 4, 12, 13
Outdoor	Type 3, 3R, 4
CSA C22.2, No. 94	Type 3, 3R, 4, 12, 13
NEMA 250	Type 3, 3R, 4, 12, 14
IEC 60529	IP66, IP67

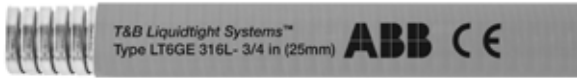
System Temperature Ratings

Gen	Dry: -20 to +80°C (-4 to +176°F)
	Oil: -20 to +70°C (-4 to +158°F)
	Wet: -20 to +60°C (-4 to +140°F)
IEC/CE:	Gen: -15 to +60°C (+5 to +140°F)

For more information see Technical Data Sheet TDS000085. For download on our website. Please see also page H62 for more information.

Stainless Steel - Liquidtight flexible metal conduit

Type LT6GE SST 316L - CE certified



Type LT6GE SST 316L - General Purpose

Stainless Steel 316L general purpose, CE Certified T&B Liquidtight Flexible Metallic Conduit provide superior strength, corrosion protection and T&B Liquidtight performance

Materials: Stainless Steel 316L Core, Smooth PVC Jacket

Colour: Gray (Standard), Clear (Optional)

Approvals



Trade Size			Coil Length									Specifications				
UL	CSA	ISO/ BS EN	Standard Carton			Small Reel			Bulk Reel			UL Bond Wire	ID Range (Nominal)		Min. Inside Bend Radius	
Inch	mm	mm	Part No.	Ft	M	Part No.	Ft	M	Part No.	Ft	M		Inch	mm	Inch	mm
3/8	12	16	LT6GES01G-C	100	30	LT6GES01G-K	500	150	LT6GES01G-L	1,000	300	No	0.484 to 0.505 (0.493)	12.3 to 12.8 (12.5)	2.0	51
1/2	16	20	LT6GES02G-C	100	30	LT6GES02G-K	500	150	LT6GES02G-L	1,000	300	No	0.622 to 0.642 (0.632)	15.8 to 16.3 (16.0)	3.0	76
3/4	21	25	LT6GES03G-C	100	30	LT6GES03G-K	500	150	LT6GES03G-L	1,000	300	No	0.820 to 0.840 (0.830)	20.8 to 21.3 (21.1)	4.2	107
1	27	32	LT6GES04G-C	100	30	LT6GES04G-J	400	120	---	---	---	No	1.041 to 1.066 (1.053)	25.4 to 27.1 (26.8)	5.5	140
1 1/4	35	40	LT6GES05G-B	50	15	LT6GES05G-E	200	60	---	---	---	No	1.380 to 1.410 (1.395)	35.1 to 35.8 (35.5)	7.0	178
1 1/2	41	50	LT6GES06G-B	50	15	LT6GES06G-D	150	45	---	---	---	No	1.575 to 1.600 (1.587)	40.0 to 40.6 (40.3)	4.5	114
2	53	63	LT6GES07G-B	50	15	LT6GES07G-C	100	30	---	---	---	No	2.020 to 2.045 (2.032)	51.3 to 51.9 (51.6)	6.0	152
2 1/2	63	70	LT6GES08G-A	25	8	LT6GES08G-G	275	80	---	---	---	No	2.480 to 2.505 (2.492)	63.0 to 63.6 (63.3)	8.0	203
3	78	80	LT6GES09G-A	25	8	LT6GES09G-P	175	50	---	---	---	No	3.070 to 3.100 (3.085)	78.0 to 78.7 (78.4)	10.0	254
4	103	100	LT6GES11G-A	25	8	LT6GES11G-C	100	30	---	---	---	No	4.000 to 4.040 (4.020)	101.6 to 102.6 (102.1)	12.0	305

System Ingress Ratings

UL 50E "Tested"	
Indoor	Type 4, 12, 13
Outdoor	Type 3, 3R, 4
CSA C22.2, No. 94	Type 3, 3R, 4, 12, 13
NEMA 250	Type 3, 3R, 4, 12, 14
IEC 60529	IP66, IP67

System Temperature Ratings

Gen	Dry: -55 to +105°C (-67 to +221°F)
	Oil: -30 to +70°C (-22 to +158°F)
	Wet: -30 to +60°C (-22 to +140°F)
IEC/CE:	Gen: -45 to +105°C (+49 to +221°F)

For more information see Technical Data Sheet TDS000087. For download on our website. Please see also page H62 for more information.

Stainless Steel - Liquidtight flexible metal conduit

Type LT6XE Extreme Temperature - CE certified




Type LT6XE - Extreme Temperature

Stainless Steel 316L extreme temperature, CE Certified T&B Liquidtight Flexible Metallic Conduit provide excellent performance in extreme temperatures and highly corrosive environments

Materials: Stainless Steel 316L Core, Smooth TPU Jacket

Colour: Black (Standard)

Approvals



Trade Size			Coil Length									Specifications				
UL	CSA	ISO/ BS EN	Standard Carton			Small Reel			Bulk Reel			UL Bond Wire	ID Range (Nominal)		Min. Inside Bend Radius	
Inch	mm	mm	Part No.	Ft	M	Part No.	Ft	M	Part No.	Ft	M		Inch	mm	Inch	mm
3/8	12	16	LT6XES01B-C	100	30	LT6XES01B-K	500	150	LT6XES01B-L	1,000	300	No	0.484 to 0.505 (0.493)	12.3 to 12.8 (12.5)	1.5	38
1/2	16	20	LT6XES02B-C	100	30	LT6XES02B-K	500	150	LT6XES02B-L	1,000	300	No	0.622 to 0.642 (0.632)	15.8 to 16.3 (16.0)	2.0	51
3/4	21	25	LT6XES03B-C	100	30	LT6XES03B-K	500	150	LT6XES03B-L	1,000	300	No	0.820 to 0.840 (0.830)	20.8 to 21.3 (21.1)	2.5	64
1	27	32	LT6XES04B-C	100	30	LT6XES04B-J	400	120	---	---	---	No	1.041 to 1.066 (1.053)	25.4 to 27.1 (26.8)	3.0	76
1 1/4	35	40	LT6XES05B-B	50	15	LT6XES05B-E	200	60	---	---	---	No	1.380 to 1.410 (1.395)	35.1 to 35.8 (35.5)	3.5	89
1 1/2	41	50	LT6XES06B-B	50	15	LT6XES06B-D	150	45	---	---	---	No	1.575 to 1.600 (1.587)	40.0 to 40.6 (40.3)	4.5	114
2	53	63	LT6XES07B-B	50	15	LT6XES07B-C	100	30	---	---	---	No	2.020 to 2.045 (2.032)	51.3 to 51.9 (51.6)	5.5	140
2 1/2	63	70	LT6XES08B-A	25	8	---	---	---	---	---	---	No	2.480 to 2.505 (2.492)	63.0 to 63.6 (63.3)	8.0	203
3	78	80	LT6XES09B-A	25	8	---	---	---	---	---	---	No	3.070 to 3.100 (3.085)	78.0 to 78.7 (78.4)	10.0	254
4	103	100	LT6XES11B-A	25	8	---	---	---	---	---	---	No	4.000 to 4.040 (4.020)	101.6 to 102.6 (102.1)	12.0	305

System Ingress Ratings

UL 50E "Tested"	
Indoor	Type 4, 12, 13
Outdoor	Type 3, 3R, 4
CSA C22.2, No. 94	Type 3, 3R, 4, 12, 13
NEMA 250	Type 3, 3R, 4, 12, 14
IEC 60529	IP66, IP67

System Temperature Ratings

Gen	Dry: -60 to +150°C (-76 to +302°F)
IEC/CE:	Gen: -45 to +150°C (-49 to +302°F)

For more information see
 Technical Data Sheet TDS000088.
 For download on our website.
 Please see also page H62
 for more information.

Stainless Steel 316 - Fittings and accessories

Series 5300SST6/ Series 5300SST6HT High Temperature

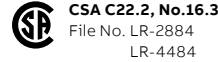
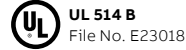


Series 5300SST6



Series 5300SST6HT High Temperature

Approvals

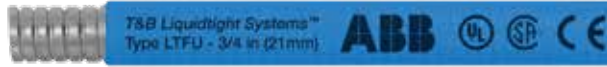


Fittings										Accessories				
Series 5300SST6 SST 316										Series 5300SST6HT SST 316 High Temperature				
Trade Size		Type		Insulated			Insulated			*Sealing Gasket Part No.	Wire Mesh Grips Part No.	Conduit Support Part No.	**Lock Nuts SST 316 Part No.	
UL Inch	CSA mm	ISO/BS EN mm	Std. Thread	Straight Part No.	45° Part No.	90° Part No.	Straight Part No.	45° Part No.	90° Part No.					
3/8	12	16	NPT 1/2"	5331SST6	5341SST6	5351SST6	5331SST6HT	5341SST6HT	5351SST6HT	5261-HT	WMG-LT1	P CLIP/16	LNSS038	
			ISO M16	9330SST6	9340SST6	9350SST6	9330SST6HT	9340SST6HT	9350SST6HT				---	LNSSM16
			PG 13.5	---	---	---	---	---	---				---	
1/2	16	20	NPT 1/2"	5332SST6	5342SST6	5352SST6	5332SST6HT	5342SST6HT	5352SST6HT	5262-HT	WMG-LT2	P CLIP/20	LNSS050	
			ISO M20	9332SST6	9342SST6	9352SST6	9332SST6HT	9342SST6HT	9352SST6HT				---	LNSSM20
			PG 16	---	---	---	---	---	---				---	
3/4	21	25	NPT 3/4"	5333SST6	5343SST6	5353SST6	5333SST6HT	5343SST6HT	5353SST6HT	5263-HT	WMG-LT3	P CLIP/25	LNSS075	
			ISO M25	9333SST6	9343SST6	9353SST6	9333SST6HT	9343SST6HT	9353SST6HT				---	LNSSM25
			PG 21	---	---	---	---	---	---				---	
1	27	32	NPT 1"	5334SST6	5344SST6	5354SST6	5334SST6HT	5344SST6HT	5354SST6HT	5264-HT	WMG-LT4	P CLIP/32	LNSS100	
			ISO M32	9334SST6	9344SST6	9354SST6	9334SST6HT	9344SST6HT	9354SST6HT				---	LNSSM32
			PG 29	---	---	---	---	---	---				---	
1 1/4	35	40	NPT 1-1/4"	5335SST6	5345SST6	5355SST6	5335SST6HT	5345SST6HT	5355SST6HT	5265-HT	WMG-LT5	P CLIP/40	LNSS125	
			ISO M40	9335SST6	9345SST6	9355SST6	9335SST6HT	9345SST6HT	9355SST6HT				---	LNSSM40
			PG 36	---	---	---	---	---	---				---	
1 1/2	41	50	NPT 1-1/2"	5336SST6	5346SST6	5356SST6	5336SST6HT	5346SST6HT	5356SST6HT	5266-HT	WMG-LT6	P CLIP/50	LNSS150	
			ISO M50	9336SST6	9346SST6	9356SST6	9336SST6HT	9346SST6HT	9356SST6HT				---	LNSSM50
			PG 42	---	---	---	---	---	---				---	
2	53	63	NPT 2"	5337SST6	5347SST6	5357SST6	5337SST6HT	5347SST6HT	5357SST6HT	5267-HT	WMG-LT7	P CLIP/63	LNSS200	
			ISO M63	9337SST6	9347SST6	9357SST6	9337SST6HT	9347SST6HT	9357SST6HT				---	LNSSM63
			PG 48	---	---	---	---	---	---				---	
2 1/2	63	70	NPT 2-1/2"	5338-HT	5348-HT	5358-HT	5338-HT	5348-HT	5358-HT	5268 -HT	WMG-LT8	P CLIP/75	---	
			ISO ---	---	---	---	---	---	---				---	HS907SS
			PG ---	---	---	---	---	---	---				---	
3	78	80	NPT 3"	5339-HT	5349-HT	5359-HT	5339-HT	5349-HT	5359-HT	5269-HT	WMG-LT9	---	---	
			ISO ---	---	---	---	---	---	---				---	HS908SS
			PG ---	---	---	---	---	---	---				---	
4	103	100	NPT 4"	5340-HT	5350-HT	5360-HT	5340-HT	5350-HT	5360-HT	5270-HT	WMG-LT10	---	---	
			ISO ---	---	---	---	---	---	---				---	HS910SS
			PG ---	---	---	---	---	---	---				---	

*Seal gaskets required for Liquid and dust tight installations
 **Locknuts must be ordered separately for 5300SST6 Fittings

Food & Beverage Antimicrobial - Liquidtight flexible metal conduit

Type LTFU - CSA certified, UL Listed



Type LTFU - Antimicrobial

Food & Beverage, CSA certified UL Listed liquid-tight flexible metal conduit provides excellent antimicrobial and liquid-tight performance for food industry equipment

Materials: Galvanized Steel Core, Smooth PVC Jacket, Antimicrobial, FDA approved compound with copper bonding wire from 3/8 to 1-1/4"

Colour: Blue (Standard)

Approvals



Conduit sizes 1/2" up to 2" meets CSA Heavy duty requirements, when used with series 5200/5300 liquidtight fittings.

Trade Size			Coil Length										Specifications			
UL	CSA	ISO/BS EN	Standard Carton			Small Carton			Bulk Reel			UL Bond Wire	ID Range (Nominal)		Min. Inside Bend Radius	
Inch	mm	mm	Part No.	Ft	M	Part No.	Ft	M	Part No.	Ft	M		Inch	mm	Inch	mm
3/8	12	16	LTFUS01L-C	100	30	LTFUS01L-A	25	8	---	---	---	Yes	0.484 to 0.505 (0.493)	12.3 to 12.8 (12.5)	2.0	51
1/2	16	20	LTFUS02L-C	100	30	LTFUS02L-A	25	8	---	---	---	Yes	0.622 to 0.642 (0.632)	15.8 to 16.3 (16.0)	3.0	76
3/4	21	25	LTFUS03L-C	100	30	LTFUS03L-A	25	8	---	---	---	Yes	0.820 to 0.840 (0.830)	20.8 to 21.3 (21.1)	4.2	107
1	27	32	LTFUS04L-C	100	30	LTFUS04L-A	25	8	---	---	---	Yes	1.041 to 1.066 (1.053)	25.4 to 27.1 (26.8)	5.5	140
1 1/4	35	40	LTFUS05L-B	50	15	LTFUS05L-A	25	8	---	---	---	Yes	1.380 to 1.410 (1.395)	35.1 to 35.8 (35.5)	7.0	178
1 1/2	41	50	LTFUS06L-B	50	15	LTFUS06L-A	25	8	---	---	---	No	1.575 to 1.600 (1.587)	40.0 to 40.6 (40.3)	4.5	114
2	53	63	LTFUS07L-B	50	15	LTFUS07L-A	25	8	---	---	---	No	2.020 to 2.045 (2.032)	51.3 to 51.9 (51.6)	6.0	152
2 1/2	63	70	LTFUS08L-A	25	8	---	---	---	---	---	---	No	2.480 to 2.505 (2.492)	63.0 to 63.6 (63.3)	8.0	203
3	78	80	LTFUS09L-A	25	8	---	---	---	---	---	---	No	3.070 to 3.100 (3.085)	78.0 to 78.7 (78.4)	10.0	254
4	103	100	LTFUS11L-A	25	8	---	---	---	---	---	---	No	4.000 to 4.040 (4.020)	101.6 to 102.6 (102.1)	12.0	305

System Ingress Ratings

UL 50E "Listed"	
Indoor	Type 4, 4X, 6, 12, 13
Outdoor	Type 3, 3R, 4, 4X, 6
NEMA 250	Type 3, 3R, 4, 4X, 6, 12, 13
CSA C22.2, No. 94	Type 3, 3R, 4, 4X, 12, 13
IEC 60529	IP66, IP67, IP68, IP69

CSA certified for Direct Burial Application.


System Temperature Ratings

UL	Dry: -30 to +105°C (-22 to +221°F)
	Oil: -30 to +70°C (-22 to +158°F)
	Wet: -30 to +60°C (-22 to +140°F)
CSA	Dry: -30 to +105°C (-22 to +221°F)
	Oil: -30 to +75°C (-22 to +167°F)
	Wet: -30 to +75°C (-22 to +167°F)
IEC/CE	Gen: -25 to +90°C (-13 to +194°F)

For more information see Technical Data Sheet TDS000569. For download on our website. Please see also page H62 for more information.

Food & Beverage - Liquidtight flexible metal conduit

Type LTFU - CSA certified, UL Listed



Type LTFU - General Purpose

Food & Beverage, UL Listed, NSF Certified T&B Liquidtight Flexible Metallic Conduit provide excellent strength and Liquidtight performance for food industry equipment

Materials: Galvanized Steel Core, Smooth PVC Jacket, FDA approved compound with copper bonding wire from 3/8 to 1-1/4"

Colour: White (Standard)

Approvals



Conduit sizes 1/2" up to 2" meets CSA Heavy duty requirements, when used with series 5200/5300 liquidtight fittings.

Trade Size			Coil Length										Specifications				
UL	CSA	ISO/ BS EN	Standard Carton			Small Reel			Bulk Reel				UL Bond Wire	ID Range (Nominal)		Min. Inside Bend Radius	
Inch	mm	mm	Part No.	Ft	M	Part No.	Ft	M	Part No.	Ft	M	Inch		mm	Inch	mm	
3/8	12	16	LTFUS01W-C	100	30	---	---	---	---	---	---	Yes	0.484 to 0.505 (0.493)	12.3 to 12.8 (12.5)	2.0	51	
1/2	16	20	LTFUS02W-C	100	30	---	---	---	---	---	---	Yes	0.622 to 0.642 (0.632)	15.8 to 16.3 (16.0)	3.0	76	
3/4	21	25	LTFUS03W-C	100	30	---	---	---	---	---	---	Yes	0.820 to 0.840 (0.830)	20.8 to 21.3 (21.1)	4.2	107	
1	27	32	LTFUS04W-C	100	30	---	---	---	---	---	---	Yes	1.041 to 1.066 (1.053)	25.4 to 27.1 (26.8)	5.5	140	
1 1/4	35	40	LTFUS05W-B	50	15	---	---	---	---	---	---	Yes	1.380 to 1.410 (1.395)	35.1 to 35.8 (35.5)	7.0	178	
1 1/2	41	50	LTFUS06W-B	50	15	---	---	---	---	---	---	No	1.575 to 1.600 (1.587)	40.0 to 40.6 (40.3)	4.5	114	
2	53	63	LTFUS07W-B	50	15	---	---	---	---	---	---	No	2.020 to 2.045 (2.032)	51.3 to 51.9 (51.6)	6.0	152	
2 1/2	63	70	LTFUS08W-A	25	8	---	---	---	---	---	---	No	2.480 to 2.505 (2.492)	63.0 to 63.6 (63.3)	8.0	203	
3	78	80	LTFUS09W-A	25	8	---	---	---	---	---	---	No	3.070 to 3.100 (3.085)	78.0 to 78.7 (78.4)	10.0	254	
4	103	100	LTFUS11W-A	25	8	---	---	---	---	---	---	No	4.000 to 4.040 (4.020)	101.6 to 102.6 (102.1)	12.0	305	

System Ingress Ratings

UL 50E "Listed"	
Indoor	Type 4, 12, 13
Outdoor	Type 3, 3R, 4
NEMA 250	Type 3, 3R, 4, 12, 14
IEC 60529	IP66, IP67, IP68, IP69

CSA certified for Direct Burial Application.

System Temperature Ratings

UL	Dry: -30 to +80°C (-22 to +176°F)
	Oil: -30 to +70°C (-22 to +158°F)
	Wet: -30 to +60°C (-22 to +140°F)
CSA	Dry: -30 to +60°C (-22 to +140°F)
	Oil: -30 to +60°C (-22 to +140°F)
	Wet: -30 to +60°C (-22 to +140°F)
IEC/CE	Gen: -25 to +90°C (-13 to +194°F)

For more information see Technical Data Sheet TDS000021. For download on our website. Please see also page H62 for more information.

Food & Beverage Antimicrobial - Liquidtight flexible metal conduit

Type LT6FE - CE certified



Type LT6FE SST 316L - Antimicrobial

Stainless Steel 316L Food & Beverage, CE and NSF Certified T&B Liquidtight Flexible Metallic Conduit provide superior strength, corrosion protection and Liquidtight performance

Materials: Stainless Steel 316L Core, Smooth PVC Jacket, FDA approved compound

Colour: White (Standard)

Approvals



Trade Size			Coil Length									Specifications				
UL	CSA	ISO/ BS EN	Standard Carton			Small Reel			Small Carton			UL Bond Wire	ID Range (Nominal)		Min. Inside Bend Radius	
Inch	mm	mm	Part No.	Ft	M	Part No.	Ft	M	Part No.	Ft	M		Inch	mm	Inch	mm
½	16	20	LT6FES02W-C	100	30	LT6FES02W-K	500	150	LT6FES02W-A	25	8	No	0.622 to 0.642 (0.632)	15.8 to 16.3 (16.0)	2.0	51
¾	21	25	LT6FES03W-C	100	30	LT6FES03W-K	500	150	LT6FES03W-A	25	8	No	0.820 to 0.840 (0.830)	20.8 to 21.3 (21.1)	2.5	64
1	27	32	LT6FES04W-C	100	30	LT6FES04W-J	400	120	LT6FES04W-A	25	8	No	1.041 to 1.066 (1.053)	25.4 to 27.1 (26.8)	3.0	76
1¼	35	40	LT6FES05W-B	50	15	LT6FES05W-E	200	60	---	---	---	No	1.380 to 1.410 (1.395)	35.1 to 35.8 (35.5)	3.5	89
1½	41	50	LT6FES06W-B	50	15	LT6FES06W-D	150	45	---	---	---	No	1.575 to 1.600 (1.587)	40.0 to 40.6 (40.3)	4.5	114
2	53	63	LT6FES07W-B	50	15	LT6FES07W-C	100	30	---	---	---	No	2.020 to 2.045 (2.032)	51.3 to 51.9 (51.6)	5.5	140
2½	63	70	LT6FES08W-A	25	8	---	---	---	---	---	---	No	2.480 to 2.505 (2.492)	63.0 to 63.6 (63.3)	8.0	203
3	78	80	LT6FES09W-A	25	8	---	---	---	---	---	---	No	3.070 to 3.100 (3.085)	78.0 to 78.7 (78.4)	10.0	254
4	103	100	LT6FES11W-A	25	8	---	---	---	---	---	---	No	4.000 to 4.040 (4.020)	101.6 to 102.6 (102.1)	12.0	305

System Ingress Ratings

UL 50E "Tested"	
Indoor	NEMA 4, 4X, 12, 13
Outdoor	NEMA 3, 3R, 4, 4X
CSA C22.2, No. 94	Type 3, 3R, 4, 12, 13
NEMA 250	NEMA 3, 3R, 4, 4X, 12, 13
IEC 60529	IP66, IP67, IP68, IP69

System Temperature Ratings

IEC/CE:	Dry: -55 to +105°C (-67 to +221°F)
	Gen: -45 to +105°C (+49 to +221°F)

For more information see Technical Data Sheet TDS000086. For download on our website. Please see also page H62 for more information.

Food & Beverage - Fittings and accessories

Series 5300SST6/ Series 5300SST6HT High Temperature

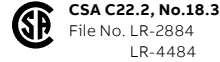
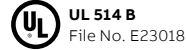


Series 5300SST6



Series 5300SST6HT - High Temperature

Approvals



Fittings

Accessories

Series 5300SST6 SST 316

Series 5300SST6HT SST 316 High Temperature



Trade Size			Type			*Insulated			Insulated			*Sealing Gasket Part No.	Wire Mesh Grips Part No.	Conduit Support Part No.	**Lock Nuts SST Part No.	
UL Inch	CSA mm	ISO/BS EN mm	Std.	Thread	Straight Part No.	45° Part No.	90° Part No.	Straight Part No.	45° Part No.	90° Part No.						
3/8	12	16	NPT	1/2"	5331SST6	5341SST6	5351SST6	5331SST6HT	5341SST6HT	5351SST6HT	5261	WMG-LT1	P CLIP/16	LNSS038		
			ISO	M16	9330SST6	9340SST6	9350SST6	9330SST6HT	9340SST6HT	9350SST6HT					---	LNSSM16
			PG	13.5	---	---	---	---	---	---					---	---
1/2	16	20	NPT	1/2"	5332SST6	5342SST6	5352SST6	5332SST6HT	5342SST6HT	5352SST6HT	5262	WMG-LT2	P CLIP/20	LNSS050		
			ISO	M20	9332SST6	9342SST6	9352SST6	9332SST6HT	9342SST6HT	9352SST6HT					---	LNSSM20
			PG	16	---	---	---	---	---	---					---	---
3/4	21	25	NPT	3/4"	5333SST6	5343SST6	5353SST6	5333SST6HT	5343SST6HT	5353SST6HT	5263	WMG-LT3	P CLIP/25	LNSS075		
			ISO	M25	9333SST6	9343SST6	9353SST6	9333SST6HT	9343SST6HT	9353SST6HT					---	LNSSM25
			PG	21	---	---	---	---	---	---					---	---
1	27	32	NPT	1"	5334SST6	5344SST6	5354SST6	5334SST6HT	5344SST6HT	5354SST6HT	5264	WMG-LT4	P CLIP/32	LNSS100		
			ISO	M32	9334SST6	9344SST6	9354SST6	9334SST6HT	9344SST6HT	9354SST6HT					---	LNSSM32
			PG	29	---	---	---	---	---	---					---	---
1 1/4	35	40	NPT	1 1/4"	5335SST6	5345SST6	5355SST6	5335SST6HT	5345SST6HT	5355SST6HT	5265	WMG-LT5	P CLIP/40	LNSS125		
			ISO	M40	9335SST6	9345SST6	9355SST6	9335SST6HT	9345SST6HT	9355SST6HT					---	LNSSM40
			PG	36	---	---	---	---	---	---					---	---
1 1/2	41	50	NPT	1 1/2"	5336SST6	5346SST6	5356SST6	5336SST6HT	5346SST6HT	5356SST6HT	5266	WMG-LT6	P CLIP/50	LNSS150		
			ISO	M50	9336SST6	9346SST6	9356SST6	9336SST6HT	9346SST6HT	9356SST6HT					---	LNSSM50
			PG	42	---	---	---	---	---	---					---	---
2	53	63	NPT	2"	5337SST6	5347SST6	5357SST6	5337SST6HT	5347SST6HT	5357SST6HT	5267	WMG-LT7	P CLIP/63	LNSS200		
			ISO	M63	9337SST6	9347SST6	9357SST6	9337SST6HT	9347SST6HT	9357SST6HT					---	LNSSM63
			PG	48	---	---	---	---	---	---					---	---
2 1/2	63	70	NPT	2 1/2"	5338-NB	---	---	---	---	---	5268	WMG-LT8	P CLIP/75	---		
			ISO	---	---	---	---	---	---	---					---	HS907SS
			PG	---	---	---	---	---	---	---					---	---
3	78	80	NPT	3"	5339-NB	---	---	---	---	---	5269	WMG-LT9	---	---		
			ISO	---	---	---	---	---	---	---					---	HS908SS
			PG	---	---	---	---	---	---	---					---	---
4	103	100	NPT	4"	5340-NB	---	---	---	---	---	5270	WMG-LT10	---	---		
			ISO	---	---	---	---	---	---	---					---	HS910SS
			PG	---	---	---	---	---	---	---					---	---

*Seal gaskets required for Liquid and dust tight installations
 **Locknuts must be ordered separately for 5300SST6 Fittings
 ***Nickel plated brass

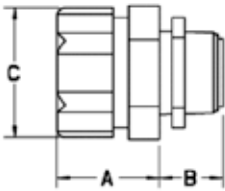
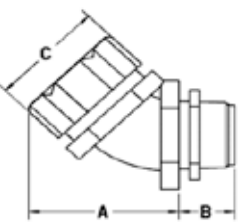
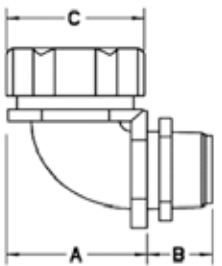
Technical Data

Approximate Dimensions

Series 52/53 Liquidtight Fittings

The dimensions in this table covers all T&B Liquidtight (T&B Series 52/53 Liquidtight Fittings) covering the following types:

- Series 5200/5300 Steel & Malleable Iron
- Series 5300SST6 Stainless Steel 316
- Series 5200AL Aluminum
- Series 5300-HT Steel & Malleable Iron
- Series 5300SSTHT Stainless Steel 316
- Series 5300-PT Steel
- 5300-NB Nickel Plated Brass

Approximate Dimensions Straight Fittings - NPT, PG, ISO Threads									
Trade Size			Inches			Millimeters			
Inches	Metric	ISO/BS EN	A	B	C	A	B	C	
	3/8	12	16	1 ⁵ / ₃₂	1 ¹ / ₂	9 ¹ / ₁₆	29.4	38.1	14.3
	1/2	16	20	1 ³ / ₈	1 ⁹ / ₁₆	9 ¹ / ₁₆	34.9	39.7	14.3
	3/4	21	25	1 ² / ₃₂	1 ⁵ / ₈	9 ¹ / ₁₆	42.1	41.3	14.3
	1	27	32	1 ⁷ / ₈	2 ¹ / ₁₆	3/4	47.6	52.4	19.1
	1 ¹ / ₄	35	40	2 ³ / ₃₂	2 ¹ / ₂	1 ³ / ₁₆	53.2	63.5	20.6
	1 ¹ / ₂	41	50	2 ²³ / ₃₂	2 ¹ / ₁₆	1 ³ / ₁₆	69.1	68.3	20.6
	2	53	63	3 ¹ / ₄	3 ¹ / ₁₆	7/8	82.6	77.8	22.2
	2 ¹ / ₂	63	70	3 ³ / ₄	4 ¹ / ₈	1	95.3	104.8	25.4
	3	78	80	4 ¹ / ₂	4 ¹ / ₄	1	114.3	108.0	25.4
	4	103	100	5 ¹ / ₂	4 ¹ / ₂	1 ¹ / ₈	139.7	114.3	28.6
	5	129	120	8 ³ / ₄	7	1 ¹ / ₈	222.3	177.8	47.6
	6	155	140	8 ³ / ₄	8 ¹ / ₂	2	222.3	215.9	50.8
45° Fittings - NPT, PG, ISO Threads									
	3/8	12	16	1 ⁵ / ₃₂	1 ⁹ / ₁₆	9 ¹ / ₁₆	29.4	39.7	14.3
	1/2	16	20	1 ³ / ₈	1 ⁷ / ₈	9 ¹ / ₁₆	34.9	73.0	14.3
	3/4	21	25	1 ² / ₃₂	2 ¹ / ₈	9 ¹ / ₁₆	42.1	54.0	14.3
	1	27	32	1 ⁷ / ₈	2 ¹ / ₄	3/4	47.6	57.2	19.1
	1 ¹ / ₄	35	40	2 ³ / ₃₂	2 ³ / ₄	1 ³ / ₁₆	53.2	69.9	20.6
	1 ¹ / ₂	41	50	2 ²³ / ₃₂	3 ³ / ₈	1 ³ / ₁₆	69.1	85.7	20.6
	2	53	63	3 ¹ / ₄	3 ⁷ / ₈	7/8	82.6	98.4	22.2
	2 ¹ / ₂	63	70	3 ³ / ₄	4 ¹ / ₄	1	95.3	108.0	25.4
	3	78	80	4 ¹ / ₂	4 ¹ / ₄	1	114.3	108.0	25.4
	4	103	100	5 ¹ / ₂	4 ¹ / ₂	1 ¹ / ₈	139.7	114.3	28.6
90° Fittings - NPT, PG, ISO Threads									
	3/8	12	16	1 ⁵ / ₃₂	1 ³ / ₈	9 ¹ / ₁₆	29.4	34.9	14.3
	1/2	16	20	1 ³ / ₈	1 ⁹ / ₁₆	9 ¹ / ₁₆	34.9	39.7	14.3
	3/4	21	25	1 ² / ₃₂	1 ³ / ₄	9 ¹ / ₁₆	42.1	44.5	14.3
	1	27	32	1 ⁷ / ₈	2 ³ / ₁₆	3/4	47.6	55.6	19.1
	1 ¹ / ₄	35	40	2 ³ / ₃₂	2 ³ / ₄	1 ³ / ₁₆	53.2	69.9	20.6
	1 ¹ / ₂	41	50	2 ²³ / ₃₂	2 ¹⁵ / ₁₆	1 ³ / ₁₆	69.1	74.6	20.6
	2	53	63	3 ¹ / ₄	3 ⁷ / ₁₆	7/8	82.6	87.3	22.2
	2 ¹ / ₂	63	70	3 ³ / ₄	8 ⁷ / ₈	1	95.3	225.4	25.4
	3	78	80	4 ¹ / ₂	10 ¹ / ₄	1	114.3	260.4	25.4
4	103	100	5 ¹ / ₂	12 ⁵ / ₈	1 ¹ / ₈	139.7	320.7	28.6	

Liquidtight flexible metal conduit

T&B Liquidtight Flexible Metallic Conduit are all designed to UL 360 ID and OD Dimensions to insure coordinated performance with Ser. 52/53 T&B Liquidtight Fittings



Part No.	Trade Size			Inches				Millimeters			
	UL	CSA	ISO/BS EN	Inside (ID)		Outside (OD)		Inside (ID)		Outside (OD)	
	Inches	mm	mm	Min	Max	Min	Max	Min	Max	Min	Max
LTxxS01x-*	3/8	12	16	0.484	0.504	0.690	0.710	12.3	12.8	17.5	18.0
LTxxS02x-*	1/2	16	20	0.622	0.642	0.820	0.840	15.8	16.3	20.8	21.3
LTxxS03x-*	3/4	21	25	0.820	0.840	1.030	1.050	20.8	21.3	26.2	26.7
LTxxS04x-*	1	27	32	1.041	1.066	1.290	1.315	26.4	27.1	32.8	33.4
LTGxx05x-*	1 1/4	35	40	1.380	1.410	1.630	1.660	35.1	35.8	41.4	42.2
LTxxS06x-*	1 1/2	41	50	1.575	1.600	1.865	1.900	40.0	40.6	47.4	48.3
LTxxS07x-*	2	53	63	2.020	2.045	2.340	2.375	51.3	51.9	59.4	60.3
LTxxS08x-*	2 1/2	63	70	2.480	2.505	2.840	2.875	63.0	63.6	72.1	73.0
LTxxS09x-*	3	78	80	3.070	3.100	3.460	3.500	78.0	78.7	87.9	88.8
LTxxS11x-*	4	103	100	4.000	4.040	4.460	4.500	101.6	102.6	113.3	114.3
LTxxS12x-*	5	129	---	4.975	5.035	5.505	5.565	126.4	127.9	139.8	141.4
LTxxS13x-*	6	155	---	6.015	6.075	6.565	6.625	152.8	154.3	166.8	168.3

Fitting Entry Knockout Dimensions

T&B Liquidtight Flexible Metallic Conduit Fittings

Through hole and knockout dimensions for liquidtight fittings

NPT				ISO Metric			
Trade Size	Actual Hole Diameter			Trade Size	Max	Actual Hole Diameter	
	Inches	Inches	mm			Min	Max
3/8"				M16	---	0.638	16.2
1/2"	7/8	0.885	22.5	M20	---	0.803	20.4
3/4"	---	1.115	28.3	M25	1	1.000	25.4
1"	---	1.362	34.6	M32	---	1.280	32.5
1 1/4"	1 1/16	1.701	43.2	M40	---	1.595	40.5
1 1/2"	1 5/16	1.951	49.6	M50	2	2.000	50.8
2"	2 3/8	2.416	61.5	M63	2 1/2	2.500	63.5
2 1/2"	2 7/8	2.914	74.0	---	---	---	---
3"	3 1/2	3.539	89.9	---	---	---	---
4"	4 1/2	4.544	115.4	---	---	---	---
5"	5 5/8	5.675	144.1	---	---	---	---
6"	---	6.813	173.1	---	---	---	---

T&B LIQUATITE* PART NUMBERS VS. T&B LTS PART NUMBERS

T&B Liquidtight Systems™

Cross reference chart

Type CSA conduit

T&B Liquidtight OLD Cat. Numbers	ABB T&B LTS NEW Cat. Numbers	Length		Trade Size
		Feet	Meters	
CSA038-30	LTGCS01B-C	100	30	3/8"
CSA038-150	LTGCS01B-K	500	150	3/8"
CSA038-300	LTGCS01B-L	1000	300	3/8"
CSA050-30	LTGCS02B-C	100	30	1/2"
CSA050-150	LTGCS02B-K	500	150	1/2"
CSA050-300	LTGCS02B-L	1000	300	1/2"
CSA075-30	LTGCS03B-C	100	30	3/4"
CSA075-150	LTGCS03B-K	500	150	3/4"
CSA075-300	LTGCS03B-L	1000	300	3/4"
CSA100-30	LTGCS04B-C	100	30	1"
CSA100-120	LTGCS04B-J	400	120	1"
CSA125-15	LTGCS05B-B	50	15	1-1/4"
CSA125-60	LTGCS05B-E	200	60	1-1/4"
CSA150-15	LTGCS06B-B	50	15	1-1/2"
CSA150-45	LTGCS06B-D	150	45	1-1/2"
CSA200-15	LTGCS07B-B	50	15	2"
CSA200-30	LTGCS07B-C	100	30	2"
CSA250-8	LTGCS08B-A	25	8	2-1/2"
CSA250-15	LTGCS08B-B	50	15	2-1/2"
CSA300-8	LTGCS09B-A	25	8	3"
CSA300-15	LTGCS09B-B	50	15	3"
CSA400-8	LTGCS11B-A	25	8	4"
CSA400-15	LTGCS11B-B	50	15	4"

Type LA conduit

T&B Liquidtight OLD Cat. Numbers	ABB T&B LTS NEW Cat. Numbers	Length		Trade Size
		Feet	Meters	
LA038-30	LTGUS01G-C	100	30	3/8"
LA038-150	LTGUS01G-K	500	150	3/8"
LA038-300	LTGUS01G-L	1000	300	3/8"
LA050-30	LTGUS02G-C	100	30	1/2"
LA050-150	LTGUS02G-K	500	150	1/2"
LA050-300	LTGUS02G-L	1000	300	1/2"
LA075-30	LTGUS03G-C	100	30	3/4"
LA075-150	LTGUS03G-K	500	150	3/4"
LA075-300	LTGUS03G-L	1000	300	3/4"
LA100-30	LTGUS04G-C	100	30	1"
LA100-120	LTGUS04G-J	400	120	1"
LA125-15	LTGUS05G-B	50	15	1-1/4"
LA125-60	LTGUS05G-E	200	60	1-1/4"
LA150-15	LTGUS06G-B	50	15	1-1/2"
LA150-45	LTGUS06G-D	150	45	1-1/2"
LA200-15	LTGUS07G-B	50	15	2"
LA200-30	LTGUS07G-C	100	30	2"
LA250-8	LTGUS08G-A	25	8	2-1/2"

*Liquidtight is a registered trademark of Electri-Flex Company.

Type LA conduit (cont'd)

T&B Liguatite OLD Cat. Numbers	ABB T&B LTS NEW Cat. Numbers	Length		Trade Size
		Feet	Meters	
LA250-80	LTGUS08G-G	275	80	2-1/2"
LA300-8	LTGUS09G-A	25	8	3"
LA300-50	LTGUS09G-P	175	50	3"
LA400-8	LTGUS11G-A	25	8	4"
LA400-30	LTGUS11G-C	100	30	4"

Type ACEA conduit

T&B Liguatite OLD Cat. Numbers	ABB T&B LTS NEW Cat. Numbers	Length		Trade Size
		Feet	Meters	
ACEA038-30	LTLES01G-C	100	30	3/8"
ACEA038-300	LTLES01G-K	500	150	3/8"
ACEA050-30	LTLES02G-C	100	30	1/2"
ACEA050-300	LTLES02G-K	500	150	1/2"
ACEA075-30	LTLES03G-C	100	30	3/4"
ACEA075-150	LTLES03G-K	500	150	3/4"
ACEA100-30	LTLES04G-C	100	30	1"
ACEA100-120	LTLES04G-J	400	120	1"
ACEA125-15	LTLES05G-B	50	15	1-1/4"
ACEA125-60	LTLES05G-E	200	60	1-1/4"
ACEA150-15	LTLES06G-B	50	15	1-1/2"
ACEA150-45	LTLES06G-D	150	45	1-1/2"
ACEA200-15	LTLES07G-B	50	15	2"
ACEA200-30	LTLES07G-C	100	30	2"
ACEA250-8	LTLES08G-A	25	8	2-1/2"
ACEA300-8	LTLES09G-A	25	8	3"
ACEA400-8	LTLES11G-A	25	8	4"

Type ALT conduit

T&B Liguatite OLD Cat. Numbers	ABB T&B LTS NEW Cat. Numbers	Length		Trade Size
		Feet	Meters	
ALT038-30	LTAES01G-C	100	30	3/8"
ALT038-150	LTAES01G-K	500	150	3/8"
ALT038-300	LTAES01G-L	1000	300	3/8"
ALT050-30	LTAES02G-C	100	30	1/2"
ALT050-150	LTAES02G-K	500	150	1/2"
ALT050-300	LTAES02G-L	1000	300	1/2"
ALT075-30	LTAES03G-C	100	30	3/4"
ALT075-150	LTAES03G-K	500	150	3/4"
ALT075-300	LTAES03G-L	1000	300	3/4"
ALT100-30	LTAES04G-C	100	30	1"
ALT100-120	LTAES04G-J	400	120	1"
ALT125-15	LTAES05G-B	50	15	1-1/4"
ALT125-60	LTAES05G-E	200	60	1-1/4"
ALT150-15	LTAES06G-B	50	15	1-1/2"
ALT150-45	LTAES06G-D	150	45	1-1/2"
ALT200-15	LTAES07G-B	50	15	2"
ALT200-30	LTAES07G-C	100	30	2"
ALT250-8	LTAES08G-A	25	8	2-1/2"
ALT300-8	LTAES09G-A	25	8	3"
ALT400-8	LTAES11G-A	25	8	4"
ALT500-8	LTAES12G-A	25	8	5"
ALT600-8	LTAES13G-A	25	8	6"

Type AT conduit

T&B Liguatite OLD Cat. Numbers	ABB T&B LTS NEW Cat. Numbers	Length		Trade Size
		Feet	Meters	
AT038-30	LTTES01G-C	100	30	3/8"
AT038-150	LTTES01G-K	500	150	3/8"
AT038-300	LTTES01G-L	1000	300	3/8"
AT050-30	LTTES02G-C	100	30	1/2"
AT050-150	LTTES02G-K	500	150	1/2"
AT050-300	LTTES02G-L	1000	300	1/2"
AT075-30	LTTES03G-C	100	30	3/4"
AT075-150	LTTES03G-K	500	150	3/4"
AT075-300	LTTES03G-L	1000	300	3/4"
AT100-30	LTTES04G-C	100	30	1"
AT100-120	LTTES04G-J	400	120	1"
AT125-15	LTTES05G-B	50	15	1-1/4"
AT125-60	LTTES05G-E	200	60	1-1/4"
AT150-15	LTTES06G-B	50	15	1-1/2"
AT150-45	LTTES06G-D	150	45	1-1/2"
AT200-15	LTTES07G-B	50	15	2"
AT200-30	LTTES07G-C	100	30	2"
AT250-8	LTTES08G-A	25	8	2-1/2"
AT300-8	LTTES09G-A	25	8	3"
AT400-8	LTTES11G-A	25	8	4"
AT500-8	LTTES12G-A	25	8	5"
AT600-8	LTTES13G-A	25	8	6"

Type ATLA conduit

T&B Liguatite OLD Cat. Numbers	ABB T&B LTS NEW Cat. Numbers	Length		Trade Size
		Feet	Meters	
ATLA038-30	LTTUS01G-C	100	30	3/8"
ATLA038-150	LTTUS01G-K	500	150	3/8"
ATLA038-300	LTTUS01G-L	1000	300	3/8"
ATLA050-30	LTTUS02G-C	100	30	1/2"
ATLA050-150	LTTUS02G-K	500	150	1/2"
ATLA050-300	LTTUS02G-L	1000	300	1/2"
ATLA075-30	LTTUS03G-C	100	30	3/4"
ATLA075-150	LTTUS03G-K	500	150	3/4"
ATLA075-300	LTTUS03G-L	1000	300	3/4"
ATLA100-30	LTTUS04G-C	100	30	1"
ATLA100-120	LTTUS04G-J	400	120	1"
ATLA125-15	LTTUS05G-B	50	15	1-1/4"
ATLA125-60	LTTUS05G-E	200	60	1-1/4"
ATLA150-15	LTTUS06G-B	50	15	1-1/2"
ATLA150-45	LTTUS06G-D	150	45	1-1/2"
ATLA200-15	LTTUS07G-B	50	15	2"
ATLA200-30	LTTUS07G-C	100	30	2"
ATLA250-8	LTTUS08G-A	25	8	2-1/2"
ATLA300-8	LTTUS09G-A	25	8	3"
ATLA400-8	LTTUS11G-A	25	8	4"

Type ATX conduit

T&B Liguatite OLD Cat. Numbers	ABB T&B LTS NEW Cat. Numbers	Length		Trade Size
		Feet	Meters	
ATX038-30	LTXES01B-C	100	30	3/8"
ATX038-150	LTXES01B-K	500	150	3/8"
ATX038-300	LTXES01B-L	1000	300	3/8"
ATX050-30	LTXES02B-C	100	30	1/2"
ATX050-150	LTXES02B-K	500	150	1/2"
ATX050-300	LTXES02B-L	1000	300	1/2"
ATX075-30	LTXES03B-C	100	30	3/4"
ATX075-150	LTXES03B-K	500	150	3/4"
ATX075-300	LTXES03B-L	1000	300	3/4"
ATX100-30	LTXES04B-C	100	30	1"
ATX100-120	LTXES04B-J	400	120	1"
ATX125-15	LTXES05B-B	50	15	1-1/4"
ATX125-60	LTXES05B-E	200	60	1-1/4"
ATX150-15	LTXES06B-B	50	15	1-1/2"
ATX150-45	LTXES06B-D	150	45	1-1/2"
ATX200-15	LTXES07B-B	50	15	2"
ATX200-30	LTXES07B-C	100	30	2"
ATX250-8	LTXES08B-A	25	8	2-1/2"
ATX300-8	LTXES09B-A	25	8	3"
ATX400-8	LTXES11B-A	25	8	4"

Type CBLA conduit

T&B Liguatite OLD Cat. Numbers	ABB T&B LTS NEW Cat. Numbers	Length		Trade Size
		Feet	Meters	
CBLA038-30	LTBUS01L-C	100	30	3/8"
CBLA038-150	LTBUS01L-K	500	150	3/8"
CBLA038-300	LTBUS01L-L	1000	300	3/8"
CBLA050-30	LTBUS02L-C	100	30	1/2"
CBLA050-150	LTBUS02L-K	500	150	1/2"
CBLA050-300	LTBUS02L-L	1000	300	1/2"
CBLA075-30	LTBUS03L-C	100	30	3/4"
CBLA075-150	LTBUS03L-K	500	150	3/4"
CBLA075-300	LTBUS03L-L	1000	300	3/4"
CBLA100-30	LTBUS04L-C	100	30	1"
CBLA100-120	LTBUS04L-J	400	120	1"
CBLA125-15	LTBUS05L-B	50	15	1-1/4"
CBLA125-60	LTBUS05L-E	200	60	1-1/4"
CBLA150-15	LTBUS06L-B	50	15	1-1/2"
CBLA150-45	LTBUS06L-D	150	45	1-1/2"
CBLA200-15	LTBUS07L-B	50	15	2"
CBLA200-30	LTBUS07L-C	100	30	2"
CBLA250-8	LTBUS08L-A	25	8	2-1/2"
CBLA250-80	LTBUS08L-G	275	80	2-1/2"
CBLA300-8	LTBUS09L-A	25	8	3"
CBLA300-50	LTBUS09L-P	175	50	3"
CBLA400-8	LTBUS11L-A	25	8	4"
CBLA400-30	LTBUS11L-C	100	30	4"

Type CEA conduit

T&B Liguatite OLD Cat. Numbers	ABB T&B LTS NEW Cat. Numbers	Length		Trade Size
		Feet	Meters	
CEA038-150	LTZES01B-C	100	30	3/8"
CEA038-30	LTZES01G-C	100	30	3/8"
CEA050-150	LTZES02B-C	100	30	1/2"
CEA050-150	LTZES02B-K	500	150	1/2"
CEA050-300	LTZES02B-L	1000	300	1/2"
CEA050-30	LTZES02G-C	100	30	1/2"
CEA050-150	LTZES02G-K	500	150	1/2"
CEA050-300	LTZES02G-L	1000	300	1/2"
CEA075-150	LTZES03B-C	100	30	3/4"
CEA075-150	LTZES03B-K	500	150	3/4"
CEA075-30	LTZES03G-C	100	30	3/4"
CEA075-150	LTZES03G-K	500	150	3/4"
CEA100-120	LTZES04B-C	100	30	1"
CEA100-120	LTZES04B-J	400	120	1"
CEA100-30	LTZES04G-C	100	30	1"
CEA100-120	LTZES04G-J	400	120	1"
CEA125-60	LTZES05B-B	50	15	1-1/4"
CEA125-60	LTZES05B-E	200	60	1-1/4"
CEA125-15	LTZES05G-B	50	15	1-1/4"
CEA125-60	LTZES05G-E	200	60	1-1/4"
CEA150-45	LTZES06B-B	50	15	1-1/2"
CEA150-45	LTZES06B-D	150	45	1-1/2"
CEA150-15	LTZES06G-B	50	15	1-1/2"
CEA150-45	LTZES06G-D	150	45	1-1/2"
CEA200-30	LTZES07B-B	50	15	2"
CEA200-30	LTZES07B-C	100	30	2"
CEA200-15	LTZES07G-B	50	15	2"
CEA200-30	LTZES07G-C	100	30	2"
CEA250-8	LTZES08G-A	25	8	2-1/2"
CEA300-8	LTZES09G-A	25	8	3"
CEA400-8	LTZES11G-A	25	8	4"
CEA500-8	LTZES12G-A	25	8	5"
CEA600-8	LTZES13G-A	25	8	6"

Type EMCS conduit

T&B Liguatite OLD Cat. Numbers	ABB T&B LTS NEW Cat. Numbers	Length		Trade Size
		Feet	Meters	
EMCS038-30	LTCES01B-C	100	30	3/8"
EMCS038-150	LTCES01B-K	500	150	3/8"
EMCS050-30	LTCES02B-C	100	30	1/2"
EMCS050-150	LTCES02B-K	500	150	1/2"
EMCS075-30	LTCES03B-C	100	30	3/4"
EMCS075-150	LTCES03B-K	500	150	3/4"
EMCS100-30	LTCES04B-C	100	30	1"
EMCS100-120	LTCES04B-J	400	120	1"
EMCS125-15	LTCES05B-B	50	15	1-1/4"
EMCS125-60	LTCES05B-E	200	60	1-1/4"
EMCS150-15	LTCES06B-B	50	15	1-1/2"
EMCS150-45	LTCES06B-D	150	45	1-1/2"
EMCS200-15	LTCES07B-B	50	15	2"
EMCS200-30	LTCES07B-C	100	30	2"

Type EMS conduit

T&B Liqueatite OLD Cat. Numbers	ABB T&B LTS NEW Cat. Numbers	Length		Trade Size
		Feet	Meters	
EMS038-30	LTMES01B-C	100	30	3/8"
EMS038-150	LTMES01B-K	500	150	3/8"
EMS038-300	LTMES01B-L	1000	300	3/8"
EMS050-30	LTMES02B-C	100	30	1/2"
EMS050-150	LTMES02B-K	500	150	1/2"
EMS050-300	LTMES02B-L	1000	300	1/2"
EMS075-30	LTMES03B-C	100	30	3/4"
EMS075-150	LTMES03B-K	500	150	3/4"
EMS100-30	LTMES04B-C	100	30	1"
EMS100-120	LTMES04B-J	400	120	1"
EMS125-15	LTMES05B-B	50	15	1-1/4"
EMS125-60	LTMES05B-E	200	60	1-1/4"
EMS150-15	LTMES06B-B	50	15	1-1/2"
EMS150-45	LTMES06B-D	150	45	1-1/2"
EMS200-15	LTMES07B-B	50	15	2"
EMS200-30	LTMES07B-C	100	30	2"
EMS250-8	LTMES08B-A	25	8	2-1/2"
EMS300-8	LTMES09B-A	25	8	3"
EMS400-8	LTMES11B-A	25	8	4"

Type LAS conduit

T&B Liqueatite OLD Cat. Numbers	ABB T&B LTS NEW Cat. Numbers	Length		Trade Size
		Feet	Meters	
LAS038-30	LTEUS01B-C	100	30	3/8"
LAS038-150	LTEUS01B-K	500	150	3/8"
LAS038-300	LTEUS01B-L	1000	300	3/8"
LAS050-30	LTEUS02B-C	100	30	1/2"
LAS050-150	LTEUS02B-K	500	150	1/2"
LAS050-300	LTEUS02B-L	1000	300	1/2"
LAS075-30	LTEUS03B-C	100	30	3/4"
LAS075-150	LTEUS03B-K	500	150	3/4"
LAS100-30	LTEUS04B-C	100	30	1"
LAS100-120	LTEUS04B-J	400	120	1"

Type LOR conduit

T&B Liqueatite OLD Cat. Numbers	ABB T&B LTS NEW Cat. Numbers	Length		Trade Size
		Feet	Meters	
LOR038-30	LTOES01G-C	100	30	3/8"
LOR038-150	LTOES01G-K	500	150	3/8"
LOR038-300	LTOES01G-L	1000	300	3/8"
LOR050-30	LTOES02G-C	100	30	1/2"
LOR050-150	LTOES02G-K	500	150	1/2"
LOR050-300	LTOES02G-L	1000	300	1/2"
LOR075-30	LTOES03G-C	100	30	3/4"
LOR075-150	LTOES03G-K	500	150	3/4"
LOR075-300	LTOES03G-L	1000	300	3/4"
LOR100-30	LTOES04G-C	100	30	1"
LOR100-120	LTOES04G-J	400	120	1"
LOR125-15	LTOES05G-B	50	15	1-1/4"
LOR125-60	LTOES05G-E	200	60	1-1/4"
LOR150-15	LTOES06G-B	50	15	1-1/2"
LOR150-45	LTOES06G-D	150	45	1-1/2"

Type LOR conduit (cont'd)

T&B Liquatite OLD Cat. Numbers	ABB T&B LTS NEW Cat. Numbers	Length		Trade Size
		Feet	Meters	
LOR200-15	LTOES07G-B	50	15	2"
LOR200-30	LTOES07G-C	100	30	2"
LOR250-8	LTOES08G-A	25	8	2-1/2"
LOR300-8	LTOES09G-A	25	8	3"
LOR400-8	LTOES11G-A	25	8	4"
LOR500-8	LTOES12G-A	25	8	5"
LOR600-8	LTOES13G-A	25	8	6"

Type LT conduit

T&B Liquatite OLD Cat. Numbers	ABB T&B LTS NEW Cat. Numbers	Length		Trade Size
		Feet	Meters	
LT038-30	LTGES01G-C	100	30	3/8"
LT038-150	LTGES01G-K	500	150	3/8"
LT038-300	LTGES01G-L	1000	300	3/8"
LT050-30	LTGES02G-C	100	30	1/2"
LT050-150	LTGES02G-K	500	150	1/2"
LT050-300	LTGES02G-L	1000	300	1/2"
LT075-30	LTGES03G-C	100	30	3/4"
LT075-150	LTGES03G-K	500	150	3/4"
LT075-300	LTGES03G-L	1000	300	3/4"
LT100-30	LTGES04G-C	100	30	1"
LT100-120	LTGES04G-J	400	120	1"
LT125-15	LTGES05G-B	50	15	1-1/4"
LT125-75	LTGES05G-E	200	60	1-1/4"
LT150-15	LTGES06G-B	50	15	1-1/2"
LT150-45	LTGES06G-D	150	45	1-1/2"
LT200-15	LTGES07G-B	50	15	2"
LT200-30	LTGES07G-C	100	30	2"
LT250-8	LTGES08G-A	25	8	2-1/2"
LT250-80	LTGES08G-G	275	80	2-1/2"
LT300-8	LTGES09G-A	25	8	3"
LT300-50	LTGES09G-P	175	50	3"
LT400-8	LTGES11G-A	25	8	4"
LT400-30	LTGES11G-C	100	30	4"
LT500-8	LTGES12G-A	25	8	5"
LT600-8	LTGES13G-A	25	8	6"

Type ZHLA conduit

T&B Liguatite OLD Cat. Numbers	ABB T&B LTS NEW Cat. Numbers	Length		Trade Size
		Feet	Meters	
ZHLA038-30	LTZUS01B-C	100	30	3/8"
ZHLA038-150	LTZUS01B-K	500	150	3/8"
ZHLA038-300	LTZUS01B-L	1000	300	3/8"
ZHLA050-30	LTZUS02B-C	100	30	1/2"
ZHLA050-150	LTZUS02B-K	500	150	1/2"
ZHLA050-300	LTZUS02B-L	1000	300	1/2"
ZHLA075-30	LTZUS03B-C	100	30	3/4"
ZHLA075-150	LTZUS03B-K	500	150	3/4"
ZHLA075-300	LTZUS03B-L	1000	300	3/4"
ZHLA100-30	LTZUS04B-C	100	30	1"
ZHLA100-120	LTZUS04B-J	400	120	1"
ZHLA125-15	LTZUS05B-B	50	15	1-1/4"
ZHLA125-60	LTZUS05B-E	200	60	1-1/4"
ZHLA150-15	LTZUS06B-B	50	15	1-1/2"
ZHLA150-45	LTZUS06B-D	150	45	1-1/2"
ZHLA200-15	LTZUS07B-B	50	15	2"
ZHLA200-30	LTZUS07B-C	100	30	2"
ZHLA250-8	LTZUS08B-A	25	8	2-1/2"
ZHLA300-8	LTZUS09B-A	25	8	3"
ZHLA400-8	LTZUS11B-A	25	8	4"

Chemical resistance guide for liquidtight fitting

This document serves as a guideline only and compatibility should be verified in the application environment to ensure suitability. Many factors can determine the exact suitability; such as temperature, duration of contact, nature of contact such as submersion and concentration of the chemicals involved.

See chemical resistance guide GM7636 for T&B Liquidtight Flexible Metallic Conduit.

Resistance guide															
Chemicals	Metals										Plastics & Elastomers				
	Aluminum	Carbon Steel	Cast/Ductile Iron	Nickel Plated Brass	303/304 Stainless Steel 1.4301 (V2A)	316 Stainless Steel 1.4401 (V4A)	PA6 PA66 Polyamide	POM Polyacetal	PVC Polyvinylchloride	TPE-U/TPE-E Polyester	PP Polypropylene	EPR, EPDM	NBR Nitrile	CR Polychloroprene	TPU Polyurethane
3 = Excellent															
2 = Good															
1 = Fair to poor															
0 = Not recommended															
- = No data															
Acetate Solvents	2	0	0	3	0	3	3	3	0	0	0	2	0	0	0
Acetic Acid	2	0	0	3	0	2	0	0	3	0	2	3	1	1	1
Acetic Acid — 20%	2	0	0	3	2	3	0	1	3	0	2	3	1	2	-
Acetic Acid — 30%	0	-	3	3	3	3	0	2	-	0	2	3	1	2	-
Acetic Acid — 50%	0	-	3	3	3	2	0	2	-	1	2	3	0	1	-
Acetic Acid — 80%	2	0	0	3	0	2	0	0	-	1	3	3	0	1	-
Acetic Acid — Glacial	2	0	0	2	1	3	0	0	3	1	1	2	0	0	-
Acetone	2	3	3	3	3	3	2	2	0	1	0	3	0	0	0
Acetone Cyanohydrin	2	-	2	3	2	-	-	-	-	-	-	0	-	2	-
Acetonitrile (Methyl Cyanide)	3	3	3	3	3	3	3	3	0	-	0	3	0	0	2
Acetophenone	2	3	3	3	3	2	3	-	-	-	1	2	0	0	-
Acrylonitrile	2	3	3	3	3	3	2	-	3	0	2	0	0	0	0
Adipic Acid	2	3	2	3	2	2	3	2	3	0	2	3	3	0	-
Alcohol	3	3	3	3	3	3	0	2	3	2	2	2	-	-	-
Alcohol: Amyl	2	2	2	3	3	3	3	3	3	3	2	3	2	2	0
Alcohol: Benzyl	2	2	2	3	2	2	0	3	3	0	3	1	0	1	1
Alcohol: Butyl	2	2	2	3	3	3	0	3	3	0	2	3	3	3	0
Alcohol: Diacetone	2	3	2	3	3	3	3	3	2	0	2	2	0	0	2
Alcohol: Ethyl	2	2	2	3	3	3	2	3	3	3	3	3	3	3	0
Alcohol: Hexyl	3	3	3	3	3	3	3	3	3	0	3	1	3	2	0
Alcohol: Isobutyl	2	1	1	3	3	3	2	3	3	2	3	2	1	3	0
Alcohol: Isopropyl	2	3	1	3	2	2	0	3	3	3	3	2	1	2	0
Alcohol: Methyl	2	3	3	3	3	3	2	3	3	2	3	2	3	3	0
Alcohol: Octyl	3	3	3	3	3	3	3	3	3	0	-	3	2	2	0
Alcohol: Propyl	3	3	3	3	3	3	2	3	3	0	3	2	3	3	0
Aluminum Chloride	0	0	0	0	0	1	0	2	3	1	3	3	3	3	2
Ammonia 10%	3	3	3	3	3	3	3	0	3	-	3	3	-	3	-
Ammonia Anhydrous	3	3	3	3	3	3	2	0	3	0	3	3	-	2	-
Ammonia Liquids	0	-	3	3	3	-	-	0	0	-	3	3	2	3	2

Resistance guide															
Chemicals	Metals										Plastics & Elastomers				
	Aluminum	Carbon Steel	Cast/Ductile Iron	Nickel Plated Brass	303/304 Stainless Steel 1.4301 (V2A)	316 Stainless Steel 1.4401 (V4A)	PA6 PA66 Polyamide	POM Polyacetal	PVC Polyvinylchloride	TPE-U/TPE-E Polyester	PP Polypropylene	EPR, EPDM	NBR Nitrile	CR Polychloroprene	TPU Polyurethane
Ammonia Liquors	3	-	3	3	3	-	-	-	0	-	-	-	3	-	
Aniline	1	1	1	3	3	2	1	2	2	0	1	0	0	0	
ASTM no.1	3	-	3	3	3	-	-	3	3	3	-	0	3	2	
ASTM no.2	3	-	3	3	3	-	-	3	2	3	-	0	3	2	
ASTM no.3	3	-	3	3	3	-	-	3	-	3	-	0	3	1	
ASTM no.4	3	-	3	3	3	-	-	3	-	0	-	0	2	0	
ASTM no.5	3	-	3	3	3	-	-	-	-	3	-	0	3	2	
ASTM no.6	3	-	3	3	3	-	-	-	-	3	-	0	0	0	
ASTM no.7	3	-	3	3	3	-	-	-	-	3	-	0	2	0	
Benzaldehyde	2	3	3	3	2	2	0	3	-	2	0	2	0	0	
Benzene	2	3	2	3	2	2	3	3	2	1	0	0	0	0	
Blood	-	-	-	3	3	3	-	-	3	-	3	-	-	-	
Brake Fluid (Mineral)	3	3	3	3	3	3	2	3	0	0	0	3	1	2	
Carbon Tetrachloride	0	0	0	3	2	2	0	2	0	0	0	0	1	0	
Caustic	0	-	-	3	3	3	-	-	-	0	-	-	-	-	
Chlorinated Water	0	-	-	3	2	2	0	0	0	0	1	0	1	1	
Chlorine Water	0	-	-	3	1	1	1	0	0	-	0	1	-	0	
Chloroform	0	2	0	3	3	3	0	2	0	0	0	0	0	0	
Citric Acid	1	0	0	3	2	3	0	2	3	3	2	3	-	3	
Copper Sulfate	-	-	-	3	3	3	1	3	3	2	3	3	-	3	
Creosols	2	-	1	3	3	-	-	2	2	-	0	0	0	0	
Cresols	2	1	1	3	3	3	0	0	3	0	0	0	-	0	
Crude Oil	3	-	2	3	3	3	3	0	-	2	0	0	2	1	
Diesel Fuel	3	3	3	3	3	3	3	3	2	2	2	0	-	0	
Diethylamine	2	2	0	3	2	2	2	2	-	-	1	2	-	2	
Dyes	2	-	2	3	3	3	3	1	-	-	-	-	-	1	
Ethane	3	3	3	3	3	3	0	3	-	-	0	0	3	1	
Ethanol (Ethyl Alcohol)	2	2	2	3	3	3	1	3	-	3	3	3	3	3	
Ethanolamine	2	3	2	3	3	3	3	0	-	-	0	2	2	1	
Ether	2	1	1	3	3	3	3	3	-	-	0	1	-	0	
Ethyl Ether	1	1	1	2	2	2	2	2	0	-	0	0	0	0	
Ethyl Formate	1	-	3	2	2	2	-	3	0	0	-	1	0	2	
Ethylene Glycol	2	2	2	3	2	2	2	2	3	1	3	3	3	3	
Freon 32	0	3	3	3	3	3	-	3	-	-	-	3	3	3	
Gasoline	3	3	3	3	3	3	-	3	2	3	0	0	3	0	
Gelatin	2	3	0	3	3	3	2	2	-	2	3	3	3	3	
Glycol	2	-	2	2	2	2	1	2	-	-	3	3	-	3	
Grapefruit Oil	-	0	0	3	3	3	-	-	3	-	-	-	3	0	
Grease	3	3	3	3	3	3	-	0	3	-	-	0	-	0	
Heavy Water	3	-	1	2	3	-	-	-	-	2	-	3	3	-	
Hexane	3	3	3	3	3	3	2	1	2	3	1	0	3	0	
Hexanol	3	-	3	3	3	-	-	3	-	0	3	3	3	2	
Hexanol Tertiary	3	3	3	3	3	3	3	3	-	-	2	-	-	-	
Hexyl Alcohol	3	-	-	2	3	-	-	-	-	-	3	-	-	2	
Hexyl Alcohol	3	-	3	2	3	-	-	-	-	0	-	1	2	2	
Hexylene Glycol (Brake Fluid)	3	-	3	2	3	-	-	-	-	0	-	1	3	3	

Chemical resistance guide

Resistance guide															
Chemicals	Metals										Plastics & Elastomers				
	Aluminum	Carbon Steel	Cast/Ductile Iron	Nickel Plated Brass	303/304 Stainless Steel 1.4301 (V2A)	316 Stainless Steel 1.4401 (V4A)	PA6 PA66 Polyamide	POM Polyacetal	PVC Polyvinylchloride	TPE-U/TPE-E Polyester	PP Polypropylene	EPR, EPDM	NBR Nitrile	CR Polychloroprene	TPU Polyurethane
Hydraulic Oil (Petro)	3	3	3	3	3	3	3	2	-	0	0	-	3	-	
Hydraulic Oil (Petroleum Base)	3	3	3	3	3	3	3	1	3	0	0	-	2	-	
Hydraulic Oil (Petroleum)	3	-	3	3	3	3	3	2	3	0	0	3	2	-	
Hydraulic Oil (Synthetic)	3	3	3	3	3	3	3	2	3	0	0	0	0	2	
Hydrazine	2	0	0	3	3	3	-	2	-	0	0	3	2	1	0
Hydrochloric Acid - 10%	0	0	0	3	0	0	0	0	3	0	3	3	-	0	-
Hydrochloric Acid - 37%	0	0	0	3	0	0	0	0	3	0	1	1	2	0	0
Hydrogen Peroxide - 30%	3	2	0	3	2	2	0	0	3	0	2	2	-	0	-
Hydrogen Peroxide - 90%	3	-	0	2	3	-	0	0	3	0	3	1	-	0	-
Isopropyl Alcohol	3	3	3	3	3	3	0	3	-	3	3	2	3	2	0
Isopropyl Amine	-	-	3	3	3	-	-	-	-	-	-	0	-	-	-
Isopropyl Chloride	0	-	3	3	3	3	-	3	-	-	0	0	0	0	0
Isopropyl Ether	2	3	3	3	3	3	3	0	-	-	0	0	2	0	2
Jet Fuel (JP1 to JP6)	3	3	3	3	3	3	1	3	-	-	0	0	-	0	-
Kerosene	3	3	3	3	3	3	3	3	3	1	0	0	3	0	2
Ketchup	-	-	-	3	3	3	3	3	3	-	-	3	-	3	-
Ketones	2	3	3	3	3	3	3	0	0	0	0	3	0	0	0
Lacquers	3	1	1	2	3	3	3	0	0	0	0	0	0	0	0
Lactic Acid	0	0	0	3	2	2	0	1	-	0	2	3	-	1	-
Lactic Acid - 5% Solution	1	-	0	3	3	-	-	3	-	0	3	3	3	3	2
Lard	3	3	3	3	2	3	3	2	-	2	2	0	-	0	-
Lard Oil (Cold)	3	3	3	3	3	3	-	3	-	-	-	0	-	2	-
Lard Oil (Hot)	3	3	3	3	3	3	-	3	-	2	2	0	3	2	1
Latex	3	-	-	3	3	3	3	1	-	-	3	3	3	2	0
Lubricants	3	3	3	3	3	3	3	3	3	3	2	0	-	0	-
Lubricants (Petroleum)	1	-	3	3	3	3	3	3	3	3	0	0	3	2	2
Lubricating Oil	3	3	3	3	3	3	3	3	3	3	3	0	-	2	-
Methanol	2	3	3	3	3	3	2	3	2	3	3	3	3	3	0
Methyl Acetate	2	2	2	2	3	2	3	2	0	1	0	1	0	0	0
Methyl Acetone	3	3	3	2	3	3	3	0	-	0	3	1	0	-	-
Methyl Bromide	0	3	3	3	3	3	0	0	0	0	0	0	2	0	0
Methyl Ethyl Ketone (MEK)	2	3	3	3	3	3	1	1	0	2	0	3	0	0	0
Methyl Formate	3	-	2	2	2	2	-	3	-	-	-	1	0	2	0
Nitric Acid - 10%	0	0	0	1	3	3	0	0	3	0	0	2	-	2	-
Nitric Acid - 70%	3	-	0	1	3	3	0	0	0	0	0	0	-	0	-
Olive Oil	3	3	3	3	2	3	3	3	-	3	0	3	0	3	3
Ozone	2	0	1	3	2	2	0	0	1	0	3	0	1	3	3
Paint Thinner, Duco	0	2	2	3	2	3	3	3	0	-	0	0	0	0	0
Paraffin	3	3	3	3	3	3	3	3	3	-	3	0	3	2	3
Petroleum	0	-	1	3	3	3	3	2	2	2	2	0	-	2	-
Petroleum Ether	2	-	2	3	3	3	3	3	2	-	3	0	3	0	2
Phenol	2	-	0	3	3	-	-	3	2	0	1	-	0	0	0
Phenol (10%)	3	0	0	3	2	2	0	2	2	-	2	2	-	0	-
Phosphoric Acid - 10%	0	-	0	3	3	-	0	-	3	-	3	3	-	2	-
Phosphoric Acid - 20%	0	-	0	3	3	2	0	0	3	-	3	3	2	2	1
Salt Brine	1	0	0	1	2	0	3	2	2	3	3	3	-	3	-

Resistance guide															
Chemicals	Metals										Plastics & Elastomers				
	Aluminum	Carbon Steel	Cast/Ductile Iron	Nickel Plated Brass	303/304 Stainless Steel 1.4301 (V2A)	316 Stainless Steel 1.4401 (V4A)	PA6 PA66 Polyamide	POM Polyacetal	PVC Polyvinylchloride	TPE-U/TPE-E Polyester	PP Polypropylene	EPR, EPDM	NBR Nitrile	CR Polychloroprene	TPU Polyurethane
Salt Water	0	0	0	1	1	2	3	3	2	3	3	3	2	0	
Sea Water	0	0	0	1	1	1	3	3	3	3	3	3	2	3	
Sea Water (Brine)	3	-	1	1	3	-	3	3	3	-	3	3	2	-	
Sewage	0	0	0	2	3	3	-	3	-	2	3	1	2	0	
Silicone	2	3	3	3	3	3	3	3	3	3	3	-	3	-	
Silicone Grease	-	-	-	3	-	-	-	3	-	3	-	3	3	3	
Silicone Oil	2	3	2	3	3	3	3	3	2	3	3	3	0	3	
Silver Nitrate	0	1	0	3	2	2	3	3	0	2	3	2	3	3	
Skydol 7000	-	-	-	3	3	-	-	3	0	-	3	0	0	0	
Skydrol	-	-	-	3	-	-	1	-	2	-	3	-	0	-	
Skydrol 500	-	-	-	3	3	-	1	3	1	-	3	0	0	0	
Skydrol Hydraulic Fluid	-	-	-	3	3	-	1	-	-	-	3	-	0	-	
Sodium Chloride	1	0	0	1	1	1	3	2	3	3	3	3	3	3	
Sodium Hydroxide	0	-	2	3	3	-	1	0	2	-	3	3	2	-	
Sodium Hydroxide (< 10%) (Caustic Soda)	-	-	-	3	-	-	-	-	3	-	-	-	-	-	
Sodium Hydroxide (< 50%) (Caustic Soda)	-	-	-	3	-	-	-	-	3	-	-	-	-	-	
Sodium Hydroxide (20%)	0	3	2	3	2	2	3	3	2	3	2	3	2	2	
Sodium Hydroxide (50%)	0	0	0	3	2	2	3	3	3	1	3	2	0	1	
Sulfur Dioxide	0	-	0	0	0	3	1	0	0	3	2	0	2	1	
Sulfur Dioxide (dry)	2	3	3	0	0	3	2	2	3	1	3	3	0	-	
Sulfur Dioxide Gas Dry	0	-	2	0	3	3	2	2	3	0	1	3	0	-	
Sulfuric Acid - Concentrated	-	-	-	0	-	-	0	0	0	2	0	-	0	-	
Sulfuric Acid (<10%)	0	1	0	0	0	1	1	0	2	3	3	0	0	0	
Sulfuric Acid (10-75%)	0	0	0	0	0	0	0	0	1	-	3	2	0	-	
Sulfuric Acid (75-100%)	0	0	0	0	1	0	0	-	0	1	1	2	0	-	
Sulfuric Acid (hot concentrated)	0	0	0	0	0	1	0	-	0	-	0	0	0	-	
Syrup	3	-	-	3	3	3	-	3	3	-	3	3	2	-	
Toluene	3	-	3	3	-	3	3	-	0	-	0	-	0	-	
Transformer Oil	3	-	2	3	3	3	3	1	-	-	0	0	3	1	
Trichlorethylene	0	-	1	3	-	3	3	-	0	-	2	-	0	-	
Turbine Oil	3	3	3	3	3	3	3	3	-	-	2	0	2	0	
Turpentine	3	-	2	3	3	3	2	3	2	2	0	0	3	0	
Unleaded Gasoline	3	-	3	3	-	3	3	-	-	-	0	-	0	-	
Urea	2	-	2	2	2	2	1	3	3	2	3	2	2	2	
Urine	2	3	2	3	3	3	2	1	-	-	3	3	0	-	
Vegetable Oil	2	2	2	3	3	3	3	3	-	-	0	0	3	0	
Vinyl Acetate	2	2	1	3	2	2	-	-	0	-	0	2	0	0	
Water	3	0	0	3	3	3	-	3	3	2	3	-	3	-	
White Spirit	-	-	-	3	-	3	3	3	3	3	-	-	-	-	
Zinc Chloride	0	0	0	3	0	0	1	0	3	2	3	3	2	3	

Ingress protection

IEC 60529 IP Rating & NEMA 250 / UL50E Enclosures

IP suitability ratings are a system for classifying the degree of protection provided by enclosures of electrical equipment.


Protection against Solid Bodies

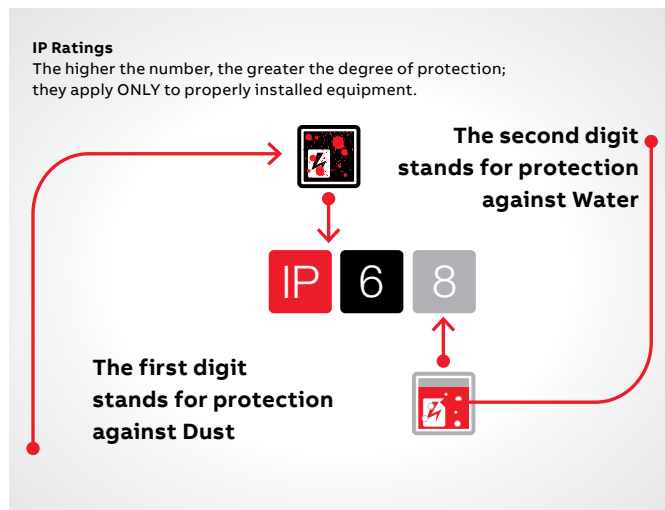
Degree of protection for persons against access to hazardous parts inside the enclosure and/or against the ingress of solid foreign objects.

Protection against Water

Degree of protection of equipment inside enclosures against damage from the ingress of water.

	0	No protection
	1	Objects greater than 50 mm, accidental touch by hands
	2	Objects greater than 12 mm, accidental touch by fingers
	3	Objects greater than 2.5 mm, e.g. tools/wires
	4	Objects greater than 1 mm, e.g. tools/wires/small wires
	5	Protected against dust - limited ingress (no harmful deposits)
	6	Totally protected against dust (Dust-tight)


	0	No protection
	1	Protected against vertically falling drops of water
	2	Protected against direct sprays of water 15° from vertical
	3	Protected against sprays of water to 60° from vertical
	4	Protected against water sprayed from all directions - limited ingress permitted
	5	Protected against low pressure jets of water from all directions - limited ingress permitted
	6	Protected against strong pressure jets of water, heavy seas - limited ingress permitted
	7	Protection against the effects of immersion between 15cm - 1 m
	8	Protection against long periods of immersion under a quoted pressure, e.g. 2 bar at 24 hours
	9	IP69 Automotive standard DIN40050 and signifies resistance to high pressure jets of water (up to 80bar) from any angle



-
Conversion of NEMA & UL50E enclosure type ratings to IEC 60529 enclosure Classification Designations (IP)
 (Cannot be used to convert Classification Designations to NEMA & UL type ratings)

IP 1st Character	1		2		3, 3X, 3S, 3SX		3R, 3RX		4, 4X		5		6		6P		12, 12K, 13		IP 2nd Character
IP0_																			IP0_0
IP1_																			IP0_1
IP2_																			IP0_2
IP3_																			IP0_3
IP4_																			IP0_4
IP5_																			IP0_5
IP6_																			IP0_6
																			IP0_7
																			IP0_8
	A	B	A	B	A	B	A	B	A	B	A	B	A	B	A	B	A	B	

-
NEMA 250 / UL50E to IEC 60529



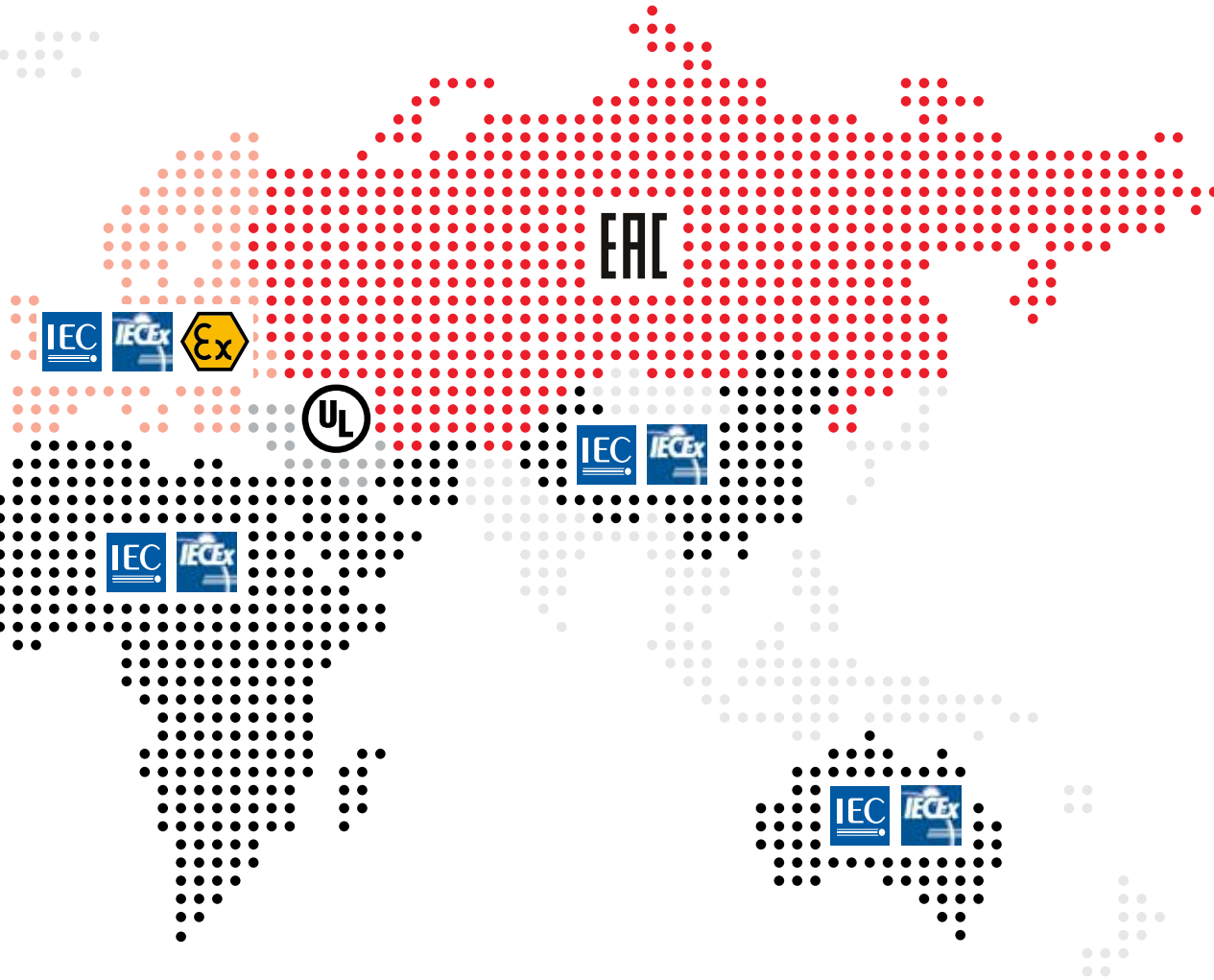
Certifications and Standards

Global Guide









World standards

Region	Basic Electrical Code	Base Standard	Symbols	Hazardous Area Standards	Symbols
Europe	IEC	IEC/EN 62444 - Cable Glands	CE	IEC/EN 60079-0 - General Requirements	EX
		IEC/EN 61386 - Conduit Systems		IEC/EN 60079-1 - Flameproof Equipment	
		IEC/EN 60529 - Ingress Protection		IEC/EN 60079-7 - Increased Safety	IECEx
				IEC/EN 60079-31 - Dust Enclosure	
US	NEC	UL514B - Fittings	UL	UL2225 -xxxx	UL
		UL360 - Electrical Conduit		UL1203 -xxxx	
		UL50E - Environmental Considerations			
Canada	CEC	CSA C22.2-18.3 - Fittings	CSA	CSA C22.2-25 -30 -174 -94	CSA
		CSA C22.2-54-04 - Electrical Conduit		CSA C22.2/IEC 60079-0 - General Requirements	
		CSA C22.2-227.3 - Protective Tubing		CSA C22.2/IEC 60079-1 - Flameproof Equipment	
				CSA C22.2/IEC 60079-7 - Increased Safety	
				CSA C22.2/IEC 60079-31 - Dust Enclosure	



World standards

Region	Basic Electrical Code	Base Standard	Symbols	Hazardous Area Standards	Symbols
Russia	IEC	IEC/EN 62444 - Cable Glands	EAC 	ГОСТ Р МЭК 60079-0 - General Requirements	EAC Ex 
		IEC/EN 61386 - Conduit Systems		ГОСТ Р МЭК 60079-7 - Increased Safety	
		IEC/EN 60529 - Ingress Protection		ГОСТ Р МЭК 60079-31 - Dust Enclosure	
				ГОСТ IEC 60079-1 - Flameproof Equipment	
Brazil	IEC	ABNT NBR IEC 62444 - Cable Glands	InMetro 	ABNT NBR IEC 60079-0 - General Requirements	InMetro (Segurança) 
		ABNT NBR IEC 61386 - Conduit Systems		ABNT NBR IEC 60079-1 - Flameproof Equipment	
		ABNT NBR IEC 60529 - Ingress Protection		ABNT NBR IEC 60079-7 - Increased Safety	
				ABNT NBR IEC 60079-31 - Dust Enclosure	
China	IEC	IEC/EN 62444 - Cable Glands		GB3836.1 - General Requirements	CNEX 
		IEC/EN 61386 - Conduit Systems		GB3836.2 - Flameproof Equipment	
		IEC/EN 60529 - Ingress Protection		GB3836.3 - Increased Safety	PCEC 
				GB12476.1 - Dust General Requirements	
				GB12476.5 - Dust Enclosure	

Further information

Visit our website

Visit the T&B Liquidtight web pages on ABB.com for our most up-to-date product lineup, and much more. This is the place to go to find all of the planning documents you need at your fingertips, including :

- **Technical data sheets**
- **Quick select tables**
- **Chemical resistance charts**
- **CE declarations of conformity**
- **Complete parts lists with detailed descriptions**

